

Cleaning Machines



Stella h.p. washer

IDROBASE®
PASSION FOR WATER

Gigante

15hp

>1450
Rpm
Industrial



NEW INCLUDED

Pump maintenance
set 750hours










Maintenance
set page 540

Technical features

Code	Model	Version	Pressure	Flow rate	Rpm	Temperature	Power	Weight
ZX.2218	1450 170/33	By-pass	170bar	33l/min	1450	45 - 70°C *	15hp/11kW (3x400V-50Hz)	225kg
ZX.2219	1450 300/18	By-pass	300bar	18l/min	1450	45 - 80°C *	15hp/11kW (3x400V-50Hz)	235kg

*Steam stage: 140°C

Optional	Code	Description	ZX.2218	ZX.2219
	ZN.EC100B4N4N	H.p. hose R2 3/8" 10m, M24x1.5 F-F	•	
	ZX.2056	H.p. hose R2 5/16" 10m, M24x1,5 F-F		•
	ZN.EC200B4N4N	H.p. hose R2 3/8" 20m, M24x1.5 F-F	•	
	ZX.2058	H.p. hose R2 5/16" 20m, M24x1,5 F-F		•
	CDR.7062-L	Hose connection, M22x1,5 M-M	•	
	ZX.0334	Hose connection, M24x1.5 M-M		•
	ZX.7109	Professional lance 1200mm, G1/4" M-1/4" NPT-F	•	
	ZX.7110	Professional lance 1500mm, G1/4" M-1/4" NPT-F	•	
	C.MEG15045	H.p. nozzle 15° angle, flow rate 045, 1/4" NPT-M		•
	C.MEG1512	H.p. nozzle 15° angle, flow rate 120, 1/4" NPT-M	•	
	CDR.1593-045	Rotating nozzle 400bar, flow rate 045, G1/4" F		•
	CDR.1593-120	Rotating nozzle 400bar, flow rate 120, G1/4" F	•	
	ZX.0748-045	Sandblasting head complete with 4m PVC hose, stainless steel probe and h.p. nozzle 045		•
	ZX.0748-120	Sandblasting head complete with 4m PVC hose, stainless steel probe and h.p. nozzle 120	•	

Data, tables and pictures are purely indicative. Any changes can be made by the manufacturer without prior notice.



HOURLY METER

To programme preventive service = high pressure washer always at the top



INDUSTRIAL PUMP

1450g/min = continuous use



STAINLESS STEEL

AISI 430 stainless steel industrial heater with liner and ventilation. Water inlet tank in AISI 304 stainless steel



ELECTRICAL PANEL

Two practical controls: simple, safe and intuitive.

Technical features

- **Tubular frame set** made of stove-enameled steel
- **Cover** made of thermoformed polystyrene
- **Industrial pump** 1450rpm, with crankshaft, brass head, 3 ceramic plungers
- High efficiency **electric motor** 1450Rpm 50Hz
- **Electrical panel** with magneto-thermal switch, hour meter and 5m of neoprene electric cable
- **Brass inlet water filter**
- **Fuel filter** with water drain valve
- **Fuel tank** 20L
- **Heater** with cover, stainless steel inner jacket and combustion chamber
- **Dimensions WxLxH:** 790 x 900 x 1025mm

Standard equipment

- **H.p. hose** 10m with screw quick couplings
- **Industrial spray gun**
- **Professional lance** 900mm (800mm straight SS for ZX.2219)
- **H.p. nozzle** 25° high resolution

Stella Maggiore

>1000 Rpm Industrial



Idrobase Industrial
Pump VS Idrobase
Professional Pump



Comfort Line: the
revolution for the
professional car wash



NEW INCLUDED

Pump maintenance
set 750hours










Maintenance
set page 540

Technical features

Code	Model	Version	Pressure	Flow rate	Rpm	Temperature	Power	Weight
ZX.1395-TS	1000 200/15 TS	Total Stop	200bar	15l/min	1000	45 - 90°C *	7,5hp/5,5kW (3x400V-50Hz)	188kg

*Steam stage: 140°C

Optional	Code	Description
	ZL.1V7-H5Z	Lunga Double lance kit with spray gun PRO1 M22x1,5 M, diverter with anodized aluminium body, professional foam lance ø2.1mm, with detergent injector ø1.4mm and filter with non-return valve
	ZN.DC100B3P3P	H.p. hose R2 5/16" 10m, M22x1,5 F-F
	ZN.DC150B3P3P	H.p. hose R2 5/16" 15m, M22x1,5 F-F
	ZN.DC200B3P3P	H.p. hose R2 5/16" 20m, M22x1,5 F-F
	CDR.7062-L	Hose connection, M22x1,5 M-M
	ZX.7117	CdR 80 lance, 1200mm, G1/4" M-1/4" NPT-F
	ZX.7118	CdR 80 lance, 1500mm, G1/4" M-1/4" NPT-F
	C.MEG15045	H.p. nozzle 15° angle, flow rate 045, 1/4" NPT-M
	CDR.R045	Professional rotating nozzle 045
	ZX.0519-045	Sandblasting head 1.6 with 4m PVC hose and probe



Data, tables and pictures are purely indicative. Any changes can be made by the manufacturer without prior notice.



INDUSTRIAL PUMP

- 1000g/min = continuous use



MOTOR-PUMP DRIVE

Via pulleys and belts = lower mechanical stress, longer pump life



INDUSTRIAL HEATER

With AISI 430 external side stainless steel outer cover (Stainless Steel Coil optional)



ACCESSORIES

Industrial gun with athermic lance = greater comfort and safety for the operator

Technical features

- **Tubular frame set** made of chromed steel
- **Cover** made of thermoformed polystyrene
- **Industrial pump 1000Rpm** with crankshaft, bronze connecting rods, brass head, 3 ceramic plungers, exclusive water and oil sealing system
- **Electric motor** 1000rpm 50Hz high efficiency, complete with IP55 electric box with magneto-thermal ON/OFF switch and 5m power cable
- **Belt drive** between motor and pump
- **Burner** with delayed ignition
- **Fuel tank** 14L with level indicator
- **Heater** with AISI 430 stainless steel external side coating, made of grey painted steel, galvanised steel inner jacket and stainless steel chimney
- **Dimensions WxLxH:** 570 x 1200 x 860mm

Standard equipment

- **H.p. hose** 10m with screw quick couplings
- **Industrial spray gun**
- **Professional lance** 900mm
- **H.p. nozzle** 25° high resolution

Stella

>1450 Rpm Industrial



Idrobase Industrial
Pump VS Idrobase
Professional Pump



H.P. washer
installation



NEW INCLUDED
Pump maintenance
set 750hours



Maintenance
set page 540

Technical features

Code	Model	Version	Pressure	Flow rate	Rpm	Temperature	Power	Weight
------	-------	---------	----------	-----------	-----	-------------	-------	--------

With Idrobase pump - Industrial










ZX.2152-TS	1450 150/15 TS	Total Stop	150bar	15l/min	1450	45 - 90°C *	5,5hp/4,0kW (3x400V-50Hz)	137kg
ZX.2153-TS	1450 200/15 TS	Total Stop	200bar	15l/min	1450	45 - 90°C *	7,5hp/5,5kW (3x400V-50Hz)	152kg
ZX.2154-TS	1450 150/21 TS	Total Stop	150bar	21l/min	1450	45 - 75°C *	7,5hp/5,5kW (3x400V-50Hz)	152kg

With Interpump pump

ZX.2214-TS	1450 200/14 TS	Total Stop	200bar	14l/min	1450	45 - 90°C *	7,5hp/5,5kW (3x400V-50Hz)	151kg
-------------------	----------------	------------	--------	---------	------	-------------	---------------------------	-------

See also the corresponding hot water pressure washer; Transformer page 528

*Steam stage: 140°C

Optional	Code	Description		ZX.2152-TS	ZX.2153-TS	ZX.2154-TS	ZX.2214-TS
	ZL.1V755Z	Lunga Double lance kit 1 with spray gun PRO1 M22x1,5 M, diverter with anodized aluminium body, professional foam lance ø2.1mm, with detergent injector ø1.4mm and filter with non-return valve			•		•
	ZL.1V7-H5Z			•			
	ZL.1X8-B5G	Piuma Double lance complete with diverter with anodized aluminium body and Piuma Aluminium foam lance				•	
	ZN.CC100B3P3P	H.p. hose R1 5/16" 10m, M22x1,5 F-F		•	•	•	•
	ZN.CC150B3P3P	H.p. hose R1 5/16" 15m, M22x1,5 F-F		•	•	•	•
	ZN.CC200B3P3P	H.p. hose R1 5/16" 20m, M22x1,5 F-F		•	•	•	•
	CDR.7062-L	Hose connection, M22x1,5 M-M		•	•	•	•
	ZX.1618-040	Set of h.p. quick nozzles - 040					•
	ZX.1618-045	Set of h.p. quick nozzles - 045			•		
	ZX.1618-050	Set of h.p. quick nozzles - 050		•			
	ZX.1618-070	Set of h.p. quick nozzles - 070				•	
	ZX.1271-900	CdR 80 lance, 900mm, with rotating nozzle flow rate 040					•
	ZX.1272-900	CdR 80 lance, 900mm, with rotating nozzle flow rate 045			•		
	ZX.1273-900	CdR 80 lance, 900mm, with rotating nozzle flow rate 050		•			
	ZX.1274-900	CdR 80 lance, 900mm, with rotating nozzle flow rate 070				•	
	ZX.1281-900	CdR 80 lance, 900mm, with sandblast nozzle flow rate 040					•
	ZX.1282-900	CdR 80 lance, 900mm, with sandblast nozzle flow rate 045			•		
	ZX.1283-900	CdR 80 lance, 900mm, with sandblast nozzle flow rate 050		•			
	ZX.1285-900	CdR 80 lance, 900mm, with sandblast nozzle flow rate 075				•	
	ZX.KAC10F	Hose for sewer nozzles 1/4" 210bar 10m, inlet M long, SS nozzle with 3 bottom holes, f.r. 045			•		•
	ZX.KAC10G	Hose for sewer nozzles 1/4" 210bar 10m, inlet M long, SS nozzle with 3 bottom holes, f.r. 055		•			
	ZX.KAC10V	Hose for sewer nozzles 1/4" 210bar 10m, inlet M long, SS nozzle with 3 bottom holes, f.r. 070				•	

Data, tables and pictures are purely indicative. Any changes can be made by the manufacturer without prior notice.

Technical features

- **Tubular frame** set made of chromed steel treated with polyester
- **Cover** made of thermoformed polystyrene
- **Industrial pump** 1450rpm, with crankshaft, stainless steel head, 3 ceramic plungers
- **Electric motor** 1450rpm, 50Hz, complete with IP55 electric box with magneto-thermal ON/OFF switch and 5m power cable

- **Heater** with AISI 430 stainless external side coating, made of grey painted steel, galvanised steel inner jacket and stainless steel chimney
- **Burner** with delayed ignition
- **Fuel tank** 14L with level indicator
- **In line** fuel filter 30microns
- **Dimensions WxLxH:** 570 x 790 x 860mm

Standard equipment

- **H.p. hose** 8m with screw quick couplings
- **Professional spray gun** with female swivel ball quick coupling
- **Lance** 900mm with male quick coupling
- **H.p. nozzle** 25° high resolution

Regina

>1450
Rpm
Professional



-26%

Compared to
the Stella model



NEW INCLUDED

Pump maintenance
set 750hours










Maintenance
set page 540

Technical features

Code	Model	Version	Pressure	Flow Rate	Rpm	Temperature	Power
ZX.2420-TS	1450 150/15 TS	Total Stop	150bar	15l/min	1450	45 - 90°C *	5,5hp/4,0kW (3x400V-50Hz)
*Steam stage: 140°C							
ZX.2421-TS	1450 200/15 TS	Total Stop	200bar	15l/min	1450	45 - 90°C *	7,5hp/5,5kW (3x400V-50Hz)

See also the corresponding hot water pressure washer: Coccinella 2.0 page 530

Optional	Code	Description		ZX2420-TS	ZX2421-TS
	ZL.1V755Z	Lunga Double lance kit 1 with spray gun PRO1 M22x1,5 M, diverter with anodized aluminium body, professional foam lance ø2.1mm, with detergent injector ø1.4mm and filter with non-return valve			•
	ZL.1V7-F5Z			•	
	ZN.CC100B3P3P	H.p. hose R1 5/16" 10m, M22x1,5 F-F		•	•
	ZN.CC150B3P3P	H.p. hose R1 5/16" 15m, M22x1,5 F-F		•	•
	ZN.CC200B3P3P	H.p. hose R1 5/16" 20m, M22x1,5 F-F		•	•
	CDR.7062-L	Hose connection, M22x1,5 M-M		•	•
	ZY.045-T6M	Terminal with rotating nozzle - 045			•
	ZY.050-T6M	Terminal with rotating nozzle - 050		•	
	ZS.045-T6M	Terminal with sandblasting head - 045			•
	ZS.050-T6M	Terminal with sandblasting head - 050		•	
	ZX.KAC10F	Hose for sewer nozzles 1/4" 210bar 10m, inlet M long, SS nozzle with 3 bottom holes, f.r. 045			•
	ZX.KAC10G	Hose for sewer nozzles 1/4" 210bar 10m, inlet M long, SS nozzle with 3 bottom holes, f.r. 055		•	



PAINTED STEEL FRAME

Impact resistant and
anti-corrosion



BRASS HEAD

Suitable for intense
workloads



PROFESSIONAL HEATER

With AISI 430 external side
stainless steel outer cover



ELECTRICAL PANEL

Three practical controls:
simple, safe and intuitive.

Technical features

- **Supporting frame set** made of painted steel
- **Pump with crankshaft**, 1450Rpm, brass head, 3 ceramic-coated steel plungers
- **Electric motor** 1450Rpm 50Hz, IP55 electric box with ON/OFF circuit breaker switch
- **Fuel tank** 14L
- **Coil** double spiral type
- **Dimensions WxLxH** 600x930x830mm

Standard equipment

- **H.p. hose** 10m with screw quick couplings
- **Professional spray gun** w/extension
- **Lance extension** 580mm
- **H.p. nozzle** 25° high resolution

Principessa

>1450
Rpm
Professional



-15%

*Compared to
the previous
model*



NEW

Pump maintenance
set 750hours



Maintenance
set page 540








Technical features

Code	Model	Version	Pressure	Flow rate	Rpm	Temperature	Power
ZX.2410-TS	1450 130/9 TS	Total Stop	130bar	9l/min	1450	45 - 90°C *	3,0hp/2,2kW (1x230V-50Hz)
ZX.2411-TS	1450 150/9 TS	Total Stop	150bar	9l/min	1450	45 - 90°C *	3,0hp/2,2kW (3x400V-50Hz)

With A&R pump

*Steam stage: 140°C

Optional Code Description

	ZL.1V7-F5Z	Lunga Double lance kit 1 with spray gun PRO1 M22x1,5 M, diverter with anodized aluminium body, professional foam lance ø2.1mm, with detergent injector ø1.4mm and filter with non-return valve	
	ZN.AC100B2P2P	H.p. hose R1 1/4" 10m, M22x1,5 F-F	
	ZN.AC150B2P2P	H.p. hose R1 1/4" 15m, M22x1,5 F-F	
	ZN.AC200B2P2P	H.p. hose R1 1/4" 20m, M22x1,5 F-F	
	CDR.7062-L	Hose connection, M22x1,5 M-M	
	ZY.035-T6M	Terminal with rotating nozzle - 035	
	ZY.035-T6M	Terminal with sandblasting head - 035	
	ZX.RMC102	Hose for sewer nozzles 3/16" 210bar 10m, inlet M22x1,5 M, SS nozzle with 3 bottom holes, f.r. 040	



BRASS HEAD

Suitable for intense workloads



PROFESSIONAL HEATER

With AISI 430 external side stainless steel outer cover



TOP BURNER

Made in Italy gear fuel pump and burner motor



COMPACT SIZE

Accurate engineering. 10% reduction in packaging size and transport cost compared to the market average.

Technical features

- **Supporting frame set** made of painted steel
- **Pump with crankshaft**, 1450Rpm, brass head, 3 ceramic plungers
- **Electric motor** 1450Rpm 50Hz, IP55 electric box with ON/OFF circuit breaker switch
- **Fuel tank** 8L
- **Coil** double spiral type
- **Dimensions WxLxH** 550x800x750mm

Standard equipment

- **H.p. hose** 10m with screw quick couplings
- **Professional spray gun** w/extension
- **Lance extension** 580mm
- **H.p. nozzle** 25° high resolution

Supernova



Supernova:
car exterior steam
generator cleaner



Exterior car
steam cleaning

Steam machine for continuous use

Ideal for the eco-friendly wash of vehicle body and rims thanks the reduced water and detergent consumption. The exterior wash with steam gives a polished, shiny and long-lasting look to the car's paint and it's a non erosive treatment which reduces to zero the risk of micro-scratches caused by brushes or rollers.

Ideal for:

- parking garages
- areas with reduced water supply
- underground car washes in shopping centres

Technical features

Code	Model	Pressure	Steam production	Steam temperature in the boiler	Boiler power	Weight
IB.2028	SUPERNOVA	7bar	6,0kg/h	165°C	2000W	36kg

Accessories included



Code	Description
1	Steam-vacuum hose with handle
2	Detergent terminal with 0,7L tank
3	Steam squeegee
4	Steam terminal with synthetic bristles
5	Steam brush, 065mm
6	Steam terminal for interstices

Optional 1 accessories set ZX.2028-VD



Accessories set for cleaning and sanitizing vehicle interiors through the combined action of steam and detergent.


Code	Description
1	Steam-vacuum hose with handle
2	Steam/detergent nozzle for cleaning seats
3	Little steam brush with synthetic bristles
4	Little steam brush with stainless steel bristles
5	Little steam brush with brass bristles
6	Terminal for dusting brush/crevice tool
7	Crevice tool
8	Dusting brush
9	Multi-function nozzle
10	Frame for liquids
11	Bristle frame
12	Steam/detergent squeegee

Optional 2 accessories set ZX.2028-VD



Accessories set for the careful vacuuming of car interiors.

Code	Description
1	Flexible spiral hose with connections
2	Crevice tool



Technical Features

- **Power** 1x230V
- **Boiler capacity** 2,2L
- **Boiler power** 2000 W
- **Working pressure** 7bar
- **Steam production** 6,0kg/h
- **Steam temperature in the boiler** 165°
- **Vacuum power** 2050W
- **Stainless steel tank capacity** 60L
- **Water tank capacity** 5,0L
- **Weight** 36kg
- **Dimensions WxLxH:** 660x570x1030mm



TRANSFORMER[®] PLUS

>1450 Rpm Industrial

Transformer: the cutting
edge and patented high
pressure washer



NEW INCLUDED
Pump maintenance
set 750hours









Maintenance
set page 540

Technical features

Code	Model	Version	Pressure	Flow rate	Rpm	Power
ZX.2306	1450 250/15	By-pass	250bar	15l/min	1450	10,0hp/7,5kW (3x400V-50Hz)
ZX.2306-TS	1450 250/15	Total Stop	250bar	15l/min	1450	10,0hp/7,5kW (3x400V-50Hz)
ZX.2307	1450 170/33	By-pass	170bar	33l/min	1450	15,0hp/11,0kW (3x400V-50Hz)
ZX.2308	1450 300/18	By-pass	300bar	18l/min	1450	15,0hp/11,0kW (3x400V-50Hz)

With Hawk pump

Optional	Code	Description	ZX.2666-TS	ZX.2667-TS	ZX.2668-TS	ZX.2217-TS
	ZN.EC200B4N4N	H.p. hose R2 3/8" 20m, M22x1,5 F-F			•	
	ZX.2058	H.p. hose R2 5/16" 20m, M24x1,5 F-F	•	•		•
	CDR.7062-L	Hose connection, M22x1,5 M-M			•	
	ZX.0334	Hose connection, M24x1,5 M-M	•	•		•
	CDR.1593-045	Rotating nozzle 400bar, flow rate 045, G1/4" F	•	•		•
	CDR.1593-120	Rotating nozzle 400bar, flow rate 120, G1/4" F			•	
	ZX.0748-045	Sandblasting head complete with 4m PVC hose and h.p. nozzle 15° 045	•	•		•
	ZX.0748-120	Sandblasting head complete with 4m PVC hose and h.p. nozzle 15° 120			•	
	ZX.SBC10K	Hose for sewer nozzles 10m, M22x1,5 M			•	
	ZX.NCC10J	Hose for sewer nozzles 10m, M24x1,5 M	•	•		•

Data, tables and pictures are purely indicative. Any changes can be made by the manufacturer without prior notice.



SIMPLE AND STRONG

Attractive design, easy to use and strong structure



INDUSTRIAL PUMP

Pump with bronze connecting rods and "U" seals



HOUR METER

To programme preventive service = high pressure washer always at the top



"COMFORT LINE" ACCESSORIES

When working helps well-being

Technical features

- **Frame set** made of chromed steel and protected by transparent paint
- **Cover** made of thermoformed polystyrene
- **Industrial pump** 1450rpm, with crankshaft, brass head, 3 ceramic plungers
- **Electric panel** with magneto-thermal switch, hour meter and 5m of neoprene electric cable
- **Electric motor** 1450Rpm 50Hz
- **Dimensions WxLxH:** 815 x 590 x 1042mm

Standard equipment

- **H.p. hose** 10m with screw quick couplings
- **Compensated gun** with with screw quick couplings
- **Professional lance** 900mm
- **H.p. nozzle** 25° high resolution



TRANSFORMER®

Hose reel
optional

Patented solution



>1450

Rpm
Industrial

Idrobase Industrial
Pump VS Idrobase
Professional Pump



Video
Transformer



NEW INCLUDED
Pump maintenance
set 750hours













Maintenance
set page 540

Technical features

Code	Model	Version	Pressure	Flow rate	Rpm	Power	Weight
With Idrobase pump - Industrial							
ZX.2666-TS	1450 150/15 TS	Total Stop	150bar	15l/min	1450	5,5hp/4,0kW (3x400V-50Hz)	74kg
ZX.2667-TS	1450 150/21 TS	Total Stop	150bar	21l/min	1450	7,5hp/5,5kW (3x400V-50Hz)	88kg
ZX.2668-TS	1450 200/15 TS	Total Stop	200bar	15l/min	1450	7,5hp/5,5kW (3x400V-50Hz)	88kg
With Interpump pump							
ZX.2217-TS	1450 200/14 TS	Total Stop	200bar	14l/min	1450	7,5hp/5,5kW (3x400V-50Hz)	88kg

See also the corresponding hot water pressure washer: Stella page 518

Optional	Code	Description		ZX.2666-TS	ZX.2667-TS	ZX.2668-TS	ZX.2217-TS
	ZL.1V755Z	Lunga Double lance kit 1 with spray gun PRO1 M22x1,5 M, diverter with anodized aluminum body, professional foam lance ø2.1mm, with detergent injector ø1.4mm and filter with non-return valve		•	•	•	•
	ZL.1X8-B5G	Piuma Double lance equipped with diverter with anodized aluminum body and Piuma Aluminium foam lance			•		
	ZN.CC100B3P3P	H.p. hose R1 5/16", 315bar, 10m, M22x1,5 F-F		•	•	•	•
	ZN.CC150B3P3P	H.p. hose R1 5/16", 315bar, 15m, M22x1,5 F-F		•	•	•	•
	ZN.CC200B3P3P	H.p. hose R1 5/16", 315bar, 20m, M22x1,5 F-F		•	•	•	•
	ZX.2151	Hose reel kit composed of: painted support, manual hose reel and connection hose (WITHOUT H.P. HOSE)		•	•	•	•
	CDR.7062-L	Hose connection, M22x1,5 M-M		•	•	•	•
	ZY.040-T6M	Terminal with rotating nozzle - 040					•
	ZY.045-T6M	Terminal with rotating nozzle - 045				•	
	ZY.050-T6M	Terminal with rotating nozzle - 050		•			
	ZY.070-T6M	Terminal with rotating nozzle - 070			•		
	ZS.040-T6M	Terminal with sandblasting head - 040					•
	ZS.045-T6M	Terminal with sandblasting head - 045				•	
	ZS.050-T6M	Terminal with sandblasting head - 050		•			
	ZS.070-T6M	Terminal with sandblasting head - 070			•		
	ZX.2345	Tank holder bracket in stainless steel AISI 304 with 5L tank		•	•	•	•

Data, tables and pictures are purely indicative. Any changes can be made by the manufacturer without prior notice.

Technical features

- **Frame set** made of chromed steel and protected by transparent paint
- **Cover** made of thermoformed polystyrene
- **Industrial pump** 1450rpm, with crankshaft, brass head, 3 ceramic plungers

- **Electric motor** 1450Rpm 50Hz, complete with circuit breaker switch and 5m electric cable
- **Dimensions WxLxH:** 815 x 590 x 1042mm

Standard equipment

- **H.p. hose** 10m with screw quick couplings
- **Professional spray gun** w/extension
- **Lance extension** 580mm
- **H.p. nozzle** 25° high resolution

Coccinella 2.0

>1450
Rpm
Professional



NEW INCLUDED
Pump maintenance
set 750hours















Maintenance
set page 540



Technical features

Code	Model	Version	Pressure	Flow rate	Rpm	Power	Weight
ZX.2340-TS	1450 100/11 TS	Total Stop	100bar	11l/min	1450	3,0hp/2,2kW (1x230V-50Hz)	49kg
ZX.2341-TS	1450 150/15 TS	Total Stop	150bar	15l/min	1450	5,5hp/4,0kW (3x400V-50Hz)	51kg

See also the corresponding hot water pressure washer: Regina page 520

Optional	Code	Description		ZX.2340-TS	ZX.2341-TS
	ZS.3A4L	Piuma Brass foam lance 2 with screw quick coupling M22x1,5 M CDR.7111		•	•
	ZL.1X8-A5L	Piuma Double lance with screw quick coupling M22x1,5 M CDR.7111		•	•
	CDR.7691	Water inlet filter G3/4" M-F complete with gasket 200mesh - 74microns		•	•
	ZN.CC100B3P3P	H.p. hose R1 5/16", 315bar, 10m, M22x1,5 F-F		•	•
	ZN.CC150B3P3P	H.p. hose R1 5/16", 315bar, 15m, M22x1,5 F-F		•	•
	ZN.CC200B3P3P	H.p. hose R1 5/16", 315bar, 20m, M22x1,5 F-F		•	•
	CDR.7062-L	Hose connection, M22x1,5 M-M		•	•
	ZX.2127	Hose reel kit composed of: chromed support, manual hose reel and connection hose		•	•
	ZY.045-T6M	Terminal with rotating nozzle - 045		•	
	ZY.050-T6M	Terminal with rotating nozzle - 050			•
	ZS.045-T6M	Terminal with sandblasting head - 045		•	
	ZS.050-T6M	Terminal with sandblasting head - 050			•
	ZX.MMC103	Hose for sewer nozzles 3/16" 10m M22x1,5 M - 050		•	•
	ZX.0615	Liquid transfer set with 3m h.p. hose and 5m drainage pipe		•	•

Data, tables and pictures are purely indicative. Any changes can be made by the manufacturer without prior notice.

Technical features

- **Frame set** made of chromed steel
- **Cover** made of thermoformed polystyrene
- **Professional pump** 1450Rpm, crankshaft, brass head, 3 ceramic plungers. Complete with bolt unloader valve and glycerine-filled pressure gauge

- **Electric motor** 1450Rpm 50Hz, complete with ON/OFF, circuit breaker switch and 5m electric cable
- **Dimensions WxLxH:** 440 x 667 x 950mm

Standard equipment

- **H.p. hose** 8m with screw quick couplings
- **Professional spray gun** w/extension
- **Lance extension** 580mm
- **H.p. nozzle** 25° high resolution

IdroP.



>3400
Rpm
Professional



NEW INCLUDED







Pump maintenance
set 750hours



Maintenance
set page 540

Technical features

Code	Model	Version	Pressure	Flow rate	Rpm	Power	Weight
ZX.2282-R	3400 190/15	By-pass	190bar	15l/min	3400	9hp	52kg

Optional	Code	Description
	ZL.1V755Z	Lunga Double lance kit 1 with spray gun PRO1 M22x1,5 M, diverter with anodized aluminum body, professional foam lance ø2.1mm, with detergent injector ø1.4mm and filter with non-return valve
	CDR.1239	Inlet filter for dirty water G3/4" M-F complete with gasket 250mesh - 80microns
	ZN.CC100B3P3P	H.p. hose R1 5/16" 10m, M22x1,5 F-F
	ZN.CC150B3P3P	H.p. hose R1 5/16" 15m, M22x1,5 F-F
	ZN.CC200B3P3P	H.p. hose R1 5/16" 20m, M22x1,5 F-F
	CDR.7062	Hose connection, M22x1,5 M-M
	ZY.040-T6M	Terminal with rotating nozzle - 040
	ZS.040-T6M	Terminal with sandblasting head - 040



Data, tables and pictures are purely indicative. Any changes can be made by the manufacturer without prior notice.



TUBULAR FRAME SET

Sturdy and durable
in chromed steel



PETROL ENGINE

Extremely reliable.
Fuel: green petrol



AUTOMATIC RPM REGULATOR

Equipped with = minimum
fuel consumption when
the gun is not operated



"COMFORT LINE" ACCESSORIES

When working helps well-being

Technical features

- **Tubular frame** set made of chromed steel treated with polyester
- **Industrial pump** 3400Rpm, with crankshaft, brass head, 3 ceramic plungers, by-pass valve, and glycerine-filled pressure gauge

- **Petrol engine** Rato 3400Rpm 9hp, with pull start and automatic rpm regulator. Displacement 301cc, 5,4L tank capacity
- **Dimensions WxLxH:** 700 x 550 x 950mm

Standard equipment

- **H.p. hose** 8m with screw quick couplings
- **Professional spray gun** w/extension
- **Lance extension** 580mm
- **H.p. nozzle** 25° high resolution

Motor-pump unit

>1450
Rpm
Professional



Technical features


Code	Model	Version	Pressure	Flow rate	Rpm	Power	Weight
ZX.1040	1450 110/11 F	By-pass	110bar	11l/min	1450	3,0hp/2,2kW (1x230V-50Hz)	33.7kg
ZX.1040-TS	1450 110/11 F TS	Total Stop	110bar	11l/min	1450	3,0hp/2,2kW (1x230V-50Hz)	34.5kg
ZX.1042	1450 150/15 F	By-pass	150bar	15l/min	1450	5,5hp/4,0kW (3x400V-50Hz)	36.8kg
ZX.1042-TS	1450 150/15 F TS	Total Stop	150bar	15l/min	1450	5,5hp/4,0kW (3x400V-50Hz)	37.5kg
ZX.1043	1450 200/15 F	By-pass	200bar	15l/min	1450	7,5hp/5,5kW (3x400V-50Hz)	46.3kg
ZX.1043-TS	1450 200/15 F TS	Total Stop	200bar	15l/min	1450	7,5hp/5,5kW (3x400V-50Hz)	47kg



NEW INCLUDED

Pump maintenance
set 750hours

Optional

Optional	Code	Description	ZX.1040 ZX.1040-TS	ZX.1042 ZX.1042-TS	ZX.1043 ZX.1043-TS
	ZS.3A4L	Piuma Brass foam lance 2 with screw quick coupling M22x1,5 M CDR.7111	•	•	

Technical features

- **Motor base** made of chromed steel with anti-vibration feet
- **Professional pump** 1450Rpm, crankshaft, brass head, 3 ceramic plungers.
Complete with bolt unloader valve and glycerine-filled pressure gauge
- **Electric motor** 1450Rpm 50Hz, IP55 electric box with ON/OFF circuit breaker switch
- **Electric cable** 5m

Standard equipment

- **H.p. hose** 8m, fittings M22x1,5M
- **Professional spray gun**,
with extension
- **Lance extension** 580mm
- **H.p. nozzle** 25° high resolution

Scarabeo 2.0

>1450
Rpm
Professional



Technical features

- **Professional crankshaft pump**, brass head, 3 ceramic-coated steel pistons, complete with unloader bolt valve with water inlet filter and pressure gauge.
- **Electric motor** 1450RPM 50Hz

Code	Model	Version	Pressure	Flow rate	Rpm	Power	Outlet
ZX.2342-SC	1450 100/11 SC	by pass	100bar	11l/min	1450	3,0hp/2,2kW (1x230V-50Hz)	M22x1,5 M
ZX.2343-SC	1450 150/15 SC	by pass	150bar	15l/min	1450	5,5hp/4,0kW (3x400V-50Hz)	M22x1,5 M
ZX.2344-SC	1450 200/15 SC	by pass	200bar	15l/min	1450	7,5hp/5,5kW (3x400V-50Hz)	M22x1,5 M



Technical features

- **Professional crankshaft pump**, brass head, 3 ceramic-coated steel pistons, complete with unloader bolt valve with water inlet filter and pressure gauge.
- **Electric motor** 1450RPM



NEW INCLUDED

Pump maintenance
set 750hours

Code	Model	Version	Pressure	Flow rate	Rpm	Power	Outlet
By-pass							
ZX.2342-BP	1450 100/11 BP	By-pass	100bar	11l/min	1450	3,0hp/2,2kW (1x230V-50Hz)	M22x1,5 M
ZX.2343-BP	1450 150/15 BP	By-pass	150bar	15l/min	1450	5,5hp/4,0kW (3x400V-50Hz)	M22x1,5 M
ZX.2344-BP	1450 200/15 BP	By-pass	200bar	15l/min	1450	7,5hp/5,5kW (3x400V-50Hz)	M22x1,5 M
Total Stop							
ZX.2342-TS	1450 100/11 TS	Total Stop	100bar	11l/min	1450	3,0hp/2,2kW (1x230V-50Hz)	M22x1,5 M
ZX.2343-TS	1450 150/15 TS	Total Stop	150bar	15l/min	1450	5,5hp/4,0kW (3x400V-50Hz)	M22x1,5 M
ZX.2344-TS	1450 200/15 TS	Total Stop	200bar	15l/min	1450	7,5hp/5,5kW (3x400V-50Hz)	M22x1,5 M

Optional

	Code	Description	Ideal for motor-pump unit	
	ZC.XBCC1	H.p. hose 5/16", 315bar, 8m with M22x1.5 M screw quick couplings, professional gun, 900mm lance and high resolution 25° h.p. nozzle	100bar	11l/min
	ZC.XBCC2		150bar	15l/min
	ZC.XBBC1		200bar	15l/min

Scarabeo evo

>1450_{Rpm}

Technical features

- **Professional pump** crankshaft, brass head, 3 ceramic plungers. Complete with bolt unloader valve, pressure gauge and brass water inlet filter
- **Electric motor** complete with IP55 electric box with ON/OFF circuit breaker switch
 - **Electric cable** 5m
 - **Dimensions WxLxH:** 700 x 400 x 300mm







NEW INCLUDED

Pump maintenance
set 750hours

Motor-pump unit

Professional motor pump unit **pre-assembled** and **tested**.

Code	Model	Version	Pressure	Flow rate	Rpm	Power	Outlet
With Interpump pump							
ZX.2862-TS	1450 200/14 TS	Total Stop	200bar	14l/min	1450	7,5hp/5,5kW (3x400V-50Hz)	M22x1,5 M
ZX.2863-TS	1450 250/15 TS	Total Stop	250bar	15l/min	1450	10,0hp/7,5kW (3x400V-50Hz)	M24x1,5 M

Optional	Code	Description	ZX.2862-TS	ZX.2863-TS
	ZX.1968	Pump-motor unit support kit consisting of 2 chromed brackets and 6 anti-vibration feet	•	•
	ZL.XVXR	Spray gun PRO1, inlet M22x1,5 M with lance 900mm and 25° 040 nozzle	•	
	ZL.X2XR	Spray gun PRO1, inlet M24x1,5 M with lance 900mm and 25° 040 nozzle		•
	ZL.1ZKS	A-Kit Lavaggio PROFY composed of PRO1 spray gun inlet M22x1,5 M, 700mm lance, M inlet KW type and foam lance with M inlet KW type	•	
	ZN.CC080B3P3P	H.p. hose R1 5/16" 315bar 8m, M22x1,5 F-F	•	
	ZN.CC100B3P3P	H.p. hose R1 5/16" 315bar 10m, M22x1,5 F-F	•	
	ZN.CC150B3P3P	H.p. hose R1 5/16" 315bar 15m, M22x1,5 F-F	•	
	ZN.CC200B3P3P	H.p. hose R1 5/16" 315bar 20m, M22x1,5 F-F	•	
	ZX.2052	H.p. hose R2 5/16" 350bar 8m, M24x1,5 F-F		•
	ZX.2056	H.p. hose R2 5/16" 350bar 10m, M24x1,5 F-F		•
	ZX.2057	H.p. hose R2 5/16" 350bar 15m, M24x1,5 F-F		•
	ZX.2058	H.p. hose R2 5/16" 350bar 20m, M24x1,5 F-F		•

SPECIAL TOOLS




Special tools for
pumps maintenance




Code	Description
ZX.2348	Complete set of special tools for h.p. pump maintenance



Extractor with pliers



Seal assembly kit
Ø14 for max. 22mm



Seal assembly kit
Ø15 for max. 28mm



Seal assembly kit
Ø15 for max. 25mm



Seal assembly kit
Ø18 for max. 28mm



Torque wrench,
1/2" - 30/200 Nm
complete with inserts
17, 19, 21 and 24



Torque wrench,
3/8" - 10/50 Nm



Seal assembly kit with external Ø max 25 and 40mm



Piston oil seal assembly tool

The photos above are for illustration purposes. The products may undergo modifications without altering their technical characteristics.

IDROBASE INDUSTRIAL SERIES (200/15) PUMP MAINTENANCE

Set B – pump maintenance 750 hours consisting of:



750hrs – h.p. industrial
pumps maintenance



Valves +
O-Rings kit



Seal packing



O-rings for
fastening plungers



0,5L Mineral oil
for h.p. pumps
10ml Threadlocker medium
25ml Technical grease

Set B – pump maintenance 1500 hours consisting of:



1500hrs – h.p. industrial
pumps maintenance



Valves
+ O-Rings kit



Complete seal
packing kit

x3



Plungers
fastening kit



Ceramic
plungers set



Plunger oil
seals kit



0,5L Mineral oil
for h.p. pumps
10ml Threadlocker medium
25ml Technical grease

STELLA HP WASHER (ZX.2153-TS)
MACHINE MAINTENANCE**Set E – machine** maintenance 750 hours consisting of:By-pass valve
service kitService kit for
spray gun

Fuel filter

25ml Technical
grease**Set F – machine** maintenance 3000 hours consisting of:

(1)



(2)

Fuel nozzle, safety
valve and 1/4" M
h.p. nozzle (1)Circuit breaker
switches (2)Electrodes, for
heaters of h.p.
washersProtection kit for
circuit breaker
switches

(3)



(4)

Fuel filter (3)
Insulating disc
for heaters (4)

(5)



(6)

Pressure switch
SMALL G1/4" M,
25bar (5)Pressure switch
SMALL G1/4" M,
45bar (6)

25ml Technical grease

10ml Threadlocker medium

HOBBY H.P. WASHER

Gaia

>2800
Rpm

Code	Model	Pressure	Flow rate	Rpm	Power	Weight
2.9010	GAIA 120*	120bar	6l/min	2800	1,6kW (1x230V-50Hz)	16kg
2.9011	GAIA 140*	140bar	7l/min	2800	2,0kW (1x230V-50Hz)	17kg



Technical features

- Electric motor 2800Rpm, 230V-50Hz with thermal protection valve and Easy Start device
- Total Stop device
- Pump head made of aluminium
- 3 plungers made of hardened steel
- Dimensions WxLxH: 310 x 310 x 820mm

Standard equipment:

- H.p. hose 6m (*), 8m (**)
- Spray gun w/extension
- Extension lance with quick coupling
- Variable angle nozzle
- Rotating nozzle (**)
- Detergent foam lance

Optional



ZS.LF4L

Stylo foam lance
with screw quick coupling M22x1,5 M CDR.7111

ZL.1X865L

Piuma Double lance
with screw quick coupling M22x1,5 M CDR.7111

SEMI-PROFESSIONAL H.P. WASHERS

Attiva
Plus>2800
Rpm

Code	Model	Pressure	Flow rate	Rpm	Power	Weight
2.9002	ATTIVA PLUS	145bar	8l/min	2800	2,4kW (1x230V-50Hz)	22kg



Technical features

- Electric motor 2800Rpm, 230V-50Hz with thermal protection valve and Easy Start device
- Total Stop device
- Pump head made of brass
- 3 plungers made of hardened steel
- Dimensions WxLxH: 320 x 380 x 810mm

Standard equipment:

- H.p. hose 8m
- Spray gun w/extension
- Lance with variable angle nozzle
- Detergent foam lance
- Quick coupling for water suction

Optional



ZS.LF4L

Stylo foam lance
with screw quick coupling M22x1,5 M CDR.7111

ZL.1X865L

Piuma Double lance
with screw quick coupling M22x1,5 M CDR.7111

Grande
Plus

>2800
 Rpm


Code	Model	Pressure	Flow rate	Rpm	Power	Weight
2.9007	GRANDE PLUS	155bar	9l/min	2800	2,7kW (1x230V-50Hz)	30kg

Technical features

- Electric motor 2800Rpm, 230V-50Hz with thermal protection valve and Easy Start device
- Total Stop device
- Pump head made of brass
- 3 plungers made of hardened steel
- Dimensions WxLxH: 300 x 380 x 810mm

Standard equipment:

- H.p. hose 10m
- Manual hose reel
- Spray gun w/extension
- Extension lance with variable angle nozzle + Hi-Lo function
- Lance with rotating nozzle
- 1,8L detergent tank
- Quick coupling for water suction

Optional


ZS.LF4L

 Stylo foam lance
 with screw quick coupling M22x1,5 M CDR.7111

Saetta

>2800
 Rpm


Code	Model	Pressure	Flow rate	Rpm	Power	Weight
2.9009	SAETTA	150bar	9l/min	2800	2,7kW (1x230V-50Hz)	77kg

Technical features

- Electric motor 2800Rpm, 230V-50Hz with thermal protection valve and Easy Start device
- Total Stop device
- Axial pump with brass head and 3 ceramic plungers and current protection
- Safety valve and burner with delayed ignition
- L.p. detergent dispenser
- Integrated detergent and fuel tank
- Dimensions WxLxH: 520 x 900 x 810mm

Standard equipment:

- H.p. hose 8m
- Spray gun w/extension
- Extension lance with variable angle nozzle + Hi-Lo function
- H.p. nozzle

Optional


ZS.LF4L

 Stylo foam lance
 with screw quick coupling M22x1,5 M CDR.7111

PROFESSIONAL WET VACUUM



**auto
bella**
by IDROBASE

	Model	n° Motors	Waterlift	Air intake	Tank capacity	Accessories ø	Max power	Dimensions W x L x H
IB.2015	Pulito 2	1 - single-stage high speed by-pass	2230mm	237m³/h	18L	36mm	1,5kW (1x230V-50/60Hz)	400 x 400 x 660mm
IB.2017	Pulito 4	1 - single-stage high speed by-pass	2230mm	237m³/h	26L	36mm	1,5kW (1x230V-50/60Hz)	400 x 400 x 740mm
IB.2016	Pulito 3	1 - single-stage high speed by-pass	2230mm	237m³/h	62L	38mm	1,5kW (1x230V-50/60Hz)	520 x 520 x 1000mm
IB.2018	Pulito 5	2 - single-stage high speed by-pass	2230mm	475m³/h	62L	38mm	2,8kW (1x230V-50/60Hz)	580 x 720 x 980mm
IB.2019	Pulito 6	3 - single-stage high speed by-pass	2230mm	710m³/h	62L	38mm	3,5kW (1x230V-50/60Hz)	580 x 720 x 980mm
IB.2020	Pulito 7	2 - two-stage high speed by-pass	3115mm	370m³/h	62L	38mm	3,5kW (1x230V-50/60Hz)	580 x 740 x 970mm

The data on waterlift and air flow refer to single motors



Hose 2m

















Accessories ø36mm included



Hose 2,5m

Accessories ø38mm included

WET VACUUM SPARE PARTS

		Pulito 2	Pulito 4	Pulito 3	Pulito 5	Pulito 6	Pulito 7
	Description	IB.2015	IB.2017	IB.2016	IB.2018	IB.2019	IB.2020
	Complete flexible hose as standard equipment	ZX.1007-C (2m)	ZX.1007-C (2m)	ZX.1004-SW (2,5m)	ZX.1004-SW (2,5m)	ZX.1004-SW (2,5m)	ZX.1004-SW (2,5m)
	Flexible hose 30m coil without tool adapters	CDR.1024	CDR.1024	CDR.1025	CDR.1025	CDR.1025	CDR.1025
	Rigid threaded tool adapter for flexible hose, with neck on tank side	CDR.1009	CDR.1009	SOT.00084	SOT.00084	SOT.00084	SOT.00084
	Rigid threaded tool adapter, for flexible hose, with swivel connection inlet on accessory side	-	-	CDR.1020	CDR.1020	CDR.1020	CDR.1020
	Handle with air regulator, 280mm, swivel inlet for flexible hose	CDR.1006	CDR.1006	CDR.1543	CDR.1543	CDR.1543	CDR.1543
	Flat lance	CDR.1003	CDR.1003	CDR.1017	CDR.1017	CDR.1017	CDR.1017
	Dusting brush	CDR.1002	CDR.1002	CDR.1016	CDR.1016	CDR.1016	CDR.1016
	Upholstery attachment	CDR.1001	CDR.1001	-	-	-	-
	Reduction for accessories	-	-	CDR.1539	CDR.1539	CDR.1539	CDR.1539
	Extension wand	CDR.1004	CDR.1004	CDR.1540	CDR.1540	CDR.1540	CDR.1540
	Multipurpose nozzle	CDR.1011 + CDR.1013	CDR.1011 + CDR.1013	CDR.1541	CDR.1541	CDR.1541	CDR.1541
	Multipurpose nozzle for liquids	CDR.1011 + CDR.1014	CDR.1011 + CDR.1014	CDR.1542	CDR.1542	CDR.1542	CDR.1542
	Combined multipurpose nozzle	CDR.1047	CDR.1047	-	-	-	-
	Polyester filter	CDR.1645	CDR.1645	CDR.1646	CDR.1646	CDR.1646	CDR.1646
	Basket for polyester filter	CDR.1643	CDR.1643	CDR.1644	CDR.1644	CDR.1644	CDR.1644
	Motor for dust and liquid vacuum cleaners	CDR.2063	CDR.2063	CDR.2063	CDR.2063	CDR.2063	ZX.2068

CARPET CLEANERS

Lavabene 4

Ideal for cleaning the interiors of medium/ small vehicles such as **cars** and **vans**. Equipped with tank for the clean water inside the polyethylene drum.



Accessories included



Hose 2m

	Model	n° Motors	Pump power	Flow rate	Pump pressure	Drum capacity	Detergent drum	Max power	Dimensions W x L x H
IB.0013	Lavabene 4	1 - two-stage	48W	0,8l/min	2bar	27L	6,2L	1,2kW (1x230V-50/60Hz)	400 x 400 x 600mm

Lavabene 5

Professional vehicle interior cleaner **ideal** for thorough cleaning of **coaches and buses**. **Easy** to use, equipped with a steel drum and dirty water drain on the side.



Accessories included



Hose 2,5m

	Model	n° Motors	Pump power	Flow rate	Pump pressure	Air flow	Drum capacity	Detergent drum	Max power	Dimensions W x L x H
IB.0014	Lavabene 5	2 - two-stage	48W	0,8l/min	2bar	340m³/h	60L	25L	1,2kW (1x220/240V 50/60Hz)	600 x 700 x 920mm

ENGLISH

Copyrights© to this catalogue belong to IDROBASE GROUP® Srl. Reading, reference and dissemination in paper or electronic formats for personal use are permitted. Use for commercial purposes is not permitted, nor is any type of alteration except with the written consent of IDROBASE GROUP® Srl.

This catalogue cancels and supersedes the earlier version.

This catalogue provides general information on the products supplied by IDROBASE GROUP® Srl.

It is intended for retailers, system engineers, designers and more generally, all those who are already adequately familiar with said products, the materials from which they are made, their characteristics, efficiency and operation; it is therefore not intended for consumers who, in order to handle, install or perform any operation with the goods described here, must necessarily contact qualified and skilled personnel.

Also, with regard to skilled personnel, this catalogue should be considered a mere commercial tool, not containing the necessary technical specifications - which may be obtained free of charge from Idrobase, and as such, not suitable for use as a single go-to reference tool for the design, construction or installation of any kind of system.

The illustrations, technical characteristics, functions and other information given here about individual products, systems, installations and the like are based on the current state of the art: however, only the most immediately applicable information can be reproduced here, without any consideration for the global data necessary to design, implement and install any system, which must therefore be carefully assessed by designers, system engineers and installers.

Therefore, for specific indications on all products in the catalogue, please contact our main office, where competent staff are always on hand to answer any additional queries.

All the illustrations reproduced here may be slightly different from actual products and therefore, they should simply be intended as closely representing real items.

We reserve the right to introduce changes in all the products. For this reason, too, it is advisable to directly contact our main office.

In case of doubts regarding interpretation, the original Italian text will prevail.

When a new reprint is published, the present edition will no longer be valid.



IDROBASE®
PASSION FOR WATER

Idrobase Group Srl

Via dell'Industria, N. 25
35010 Borgoricco (PD) Italia

T: +39 049 9335903 r.a.

www.idrobasegroup.com
info@idrobasegroup.com



Recognition of maximum
commercial reliability

