

BRIGHTWELL

REVOLUTIONARY DISPENSING SOLUTIONS



PRODUCT CATALOGUE

brightwell.co.uk



ABOUT BRIGHTWELL DISPENSERS

Brightwell Dispensers is a global designer and manufacturer of innovative soap, paper and chemical dilution and dosing systems.

Established in 1947, Brightwell Dispensers is based in the UK with offices in the US and Germany. The company exports to over 85 countries, supported by a network of exclusive distributors. Our easy-to-use and innovative product ranges cover all hygiene environments such as away-from-home washrooms, healthcare and leisure facilities, on-premise and industrial laundries and professional kitchens.

Specialist in-house design, quality control and manufacturing make our products some of the most advanced and efficient in the hygiene and cleaning industry.



INNOVATION

WE LISTEN. WE COLLABORATE. WE INNOVATE. WE SUCCEED.

- In-house team of expert designers working on new product development including research, ideas and 3D prototypes
- Innovation is embedded in our culture
- Bespoke design, consultancy & project management
- Design of innovative products and systems



MANUFACTURING

- 85% of components produced in-house in the UK for full control, from injection moulding to the packing of finished goods
- Latest generation of injection moulding machines, modern robotics, CNC milling, lathes and automated assembly
- We are an ISO 14001 accredited company. We continuously work towards the principles of sustainability in all areas of our activities



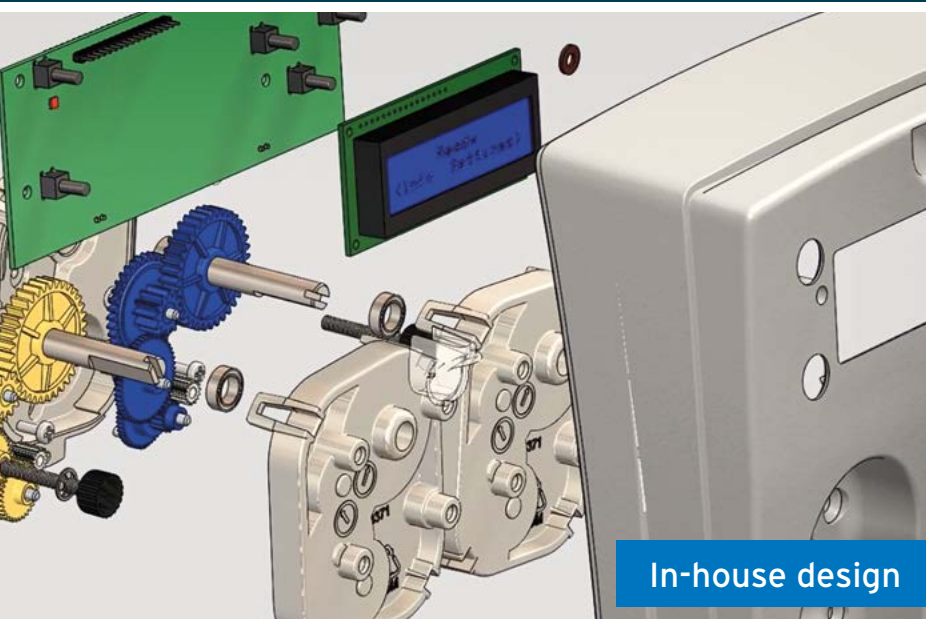
QUALITY ASSURANCE

- In-house tests throughout development and production processes
- Fully equipped laboratories: continuous pump testing to analyse and maximise product life expectancy
- Safe and compliant manufacturing
- Certified ISO 9001:2015 & ISO 14001:2004



TECHNOLOGY


- Patented fluid dispensing systems
- Continuous reinvestment in cutting edge technology and infrastructure
- Conceptual and detailed process design
- Over 70 live global patents
- Process troubleshooting and process optimisation



In-house design



Soap dispenser production



Automated manufacturing processes



Quality assurance



WATCH NOW
SCAN THE QR CODE
TO WATCH OUR
CORPORATE VIDEO

Find out more: brightwell.co.uk

SUSTAINABILITY AT BRIGHTWELL DISPENSERS

At Brightwell Dispensers, sustainability is part of our company's ethos. We promote a greater awareness of environmental issues to our suppliers, clients and staff. We continuously work towards the principles of sustainable development in all areas of our activity.

We are an ISO 14001 accredited company. ISO 14001 is an international standard that specifies what is needed for an environmental management system. This system encourages us to consider, evaluate and improve our overall sustainability and impact on the environment as a result of our daily work practices.

OUR PRACTICES:

- Follow the principles of sustainable development wherever practicable
- Responsible disposal of hazardous waste and chemicals
- Maintain accreditation to ISO 14001
- Recycling in our on-site recycling centre. We endeavour to use recycled material across our dispenser ranges. For other waste such as wooden pallets, cardboard and general waste we use eco-friendly waste management companies
- Efficient machinery and production via investment in energy-efficient equipment and processes
- We install low energy LED lighting and use a closed-circuit water supply system for cooling our injection moulding machines
- Educating and encouraging staff to apply the same principles as followed at work to other applications
- Contribute, wherever possible, to any local initiatives designed to promote environmental awareness and to improve the quality of the environment



By continuously evaluating and improving sustainability, we are able to understand how we can further reduce waste, minimise our impact on the environment and make cost savings. We take our responsibility to the environment seriously and are continuously working to improve and reduce our overall impact on the environment.



CONTENTS



SOAP AND PAPER DISPENSERS 6

CUSTOMISATION AND BRANDING	10
MYRIAD RANGE	14
MODULAR RANGE	20
MULTIFLEX SOAP DISPENSERS WITH DISPOSABLE PUMPS	31
MERCURY RANGE	34



CHEMICAL DILUTION AND DOSING SYSTEMS 38

ECOMINI	43
ECOSHOT	44
ECOMIX STANDARD	45
ECOMIX COMPACT	46
ECOMULTI STANDARD	47
ECOMULTI COMPACT	48
ECOSINK	49
ECOCABINET FOR 1.5L OR 2L CONTAINER	50
LARGE ECOCABINET FOR 3L POUCH OR 5L CONTAINER	51



DRAINWATCH 53

DRAIN DOSING PUMP	53
-------------------	----



SPRAY AND FOAMING SYSTEMS 54

SPRAY SYSTEMS	57
FOAM SYSTEMS	62



DISHWASH DOSING SYSTEMS 66

QUANTURA RANGE	70
BRIGHTLOGIC IP INDUSTRIAL DOSING SYSTEM	74



LAUNDRY DOSING SYSTEMS 76

BRIGHTLOGIC ON-PREMISE LAUNDRY DOSING SYSTEM	80
BRIGHTLOGIC HIGH-FLOW LAUNDRY DOSING SYSTEM	82
BRIGHTLOGIC MEMBRANE PUMP	84
Q10+ REMOTE DOSE LAUNDRY PUMP	86
LAUNDRY ANCILLARIES	87

SERVICES 90

SOAP AND PAPER DISPENSERS

Brightwell Dispensers offers a wide range of soap and paper dispensers, incorporating revolutionary pump systems and various styles, as well as a versatile dispenser with bespoke design options to make the dispenser unique to your brand.

MYRIAD RANGE

Unique soap and paper dispensers giving you a multitude of branding and design options. Each dispenser has a sleek and stylish design and allows you to tailor the branding to your own business requirements.

MODULAR RANGE

Simple, practical and robust. The Modular soap, paper and toilet tissue dispenser range suits every hygiene point in environments such as schools, offices, commercial kitchens, hospitals, light-industrial workplaces and motorway services. Easy to operate and maintain, the Modular collection is an ideal solution to create a hygienic and clean environment.

MERCURY RANGE

Luxurious and modern. The Mercury soap and paper dispensers are stylish, high-end products designed to give any hygiene environment a modern look thanks to their stainless steel finish. Robust and professional, the Mercury dispensers are ideal for luxury environments such as executive offices, hotels, bars and restaurants.

MULTIFLEX SOAP DISPENSERS

These versatile soap dispensers offer businesses the highest in hand hygiene with a disposable inner dispensing mechanism to avoid the risk of cross-contamination.





THE PRODUCT RANGE

CUSTOMISATION AND BRANDING



PAGE 10
CUSTOMISED DISPENSER
DESIGN & MANUFACTURING



PAGE 12
MYRIAD EXCLUSIVE
DISPENSER DESIGNS

MYRIAD SOAP AND PAPER DISPENSERS



PAGE 14
MYRIAD SOAP DISPENSERS



PAGE 15
MYRIAD HAND TOWEL DISPENSERS



PAGE 15
MYRIAD CENTREFEED DISPENSERS



PAGE 16
MYRIAD AUTOCUT
HAND TOWEL DISPENSERS



PAGE 17
MYRIAD JUMBO
TOILET ROLL DISPENSERS



PAGE 18
MYRIAD WASTE BINS

MODULAR SOAP AND PAPER DISPENSERS



PAGE 20
MODULAR SOAP DISPENSERS



PAGE 23
MODULAR TOUCH FREE
SOAP DISPENSER



PAGE 24
MODULAR HAND TOWEL DISPENSERS



PAGE 25
MODULAR CENTREFEED DISPENSERS



PAGE 26
MODULAR AUTOCUT
HAND TOWEL DISPENSER



PAGE 27
MODULAR BULK FILL/MULTIFLAT
TOILET TISSUE DISPENSER



MODULAR SOAP AND PAPER DISPENSERS



PAGE 27
MODULAR TWIN
TOILET ROLL DISPENSER



PAGE 28
MODULAR JUMBO
TOILET ROLL DISPENSERS

MULTIFLEX SOAP DISPENSERS



PAGE 32
MYRIAD MANUAL MULTIFLEX
SOAP DISPENSERS



PAGE 32
MODULAR MANUAL MULTIFLEX
SOAP DISPENSER



PAGE 33
MODULAR TOUCH FREE MULTIFLEX
SOAP DISPENSER

MERCURY SOAP AND PAPER DISPENSERS



PAGE 34
MERCURY SOAP DISPENSER



PAGE 35
MERCURY BULK PACK
TOILET TISSUE DISPENSER



PAGE 35
MERCURY JUMBO
TOILET ROLL DISPENSER



PAGE 36
MERCURY HAND TOWEL DISPENSER



PAGE 36
MERCURY WASTE BIN

CUSTOMISED DISPENSER DESIGN & MANUFACTURING

Are you looking for a dispenser that is specific to your design requirement?

We offer our customers a unique dispenser design and manufacturing service. We are focusing on individual product development, by offering a comprehensive and tailored design and manufacturing solution. Our experienced in-house design team will support you from initial design ideas through to the manufacture of the final dispenser.

Our team of expert designers benefit from years of experience in the design and the development of dispensing systems. Their competences in mechanical and electronic engineering allow them to tackle any type of idea and bring it to life thanks to their complementary set of skills and know-how.

CUSTOMISED SOAP DISPENSER DESIGN EXAMPLES



MYRIAD BESPOKE
WINDOW



BESPOKE COVER
& WINDOW



BESPOKE COVER,
BACKPLATE & WINDOW

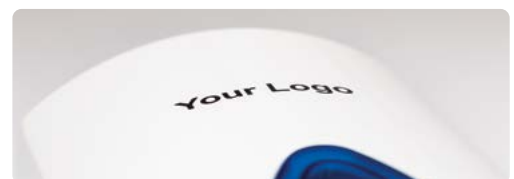


BESPOKE
DISPENSER

BRANDING

Promoting your brand will enhance your business reputation.

Our in-house branding services are here to help you get your company logo printed on your chosen dispenser. Please get in touch to find out more about what we can offer.





CHOOSE THE RIGHT SOAP DISPENSER FOR YOUR NEEDS

You can make your dispensers work for your needs with different size containers, pumps and styles to suit your environment.

STEP 1: THE PUMP

Type of chemical

Foam soap, liquid, spray, cream, disinfectant, beaded hand gel - there is a soap dispenser pump for any type of chemical.



Liquid pump
1ml/2ml



Spray pump
0.5ml



Foam pump
0.6ml



Disposable 1ml pump
for institutional pouch



Beaded pump
3ml



Solvent pump
3ml

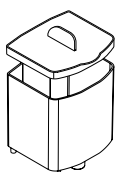


Pumice pump
3ml

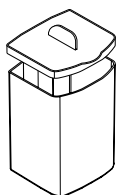
STEP 2: THE CONTAINER AND THE SIZE

Usage

Three sizes of soap dispensers and various containers are available to match all kinds of usage and all levels of hygiene. Mix and match pumps and containers to fit your needs.



400ml refillable
reservoir with lid



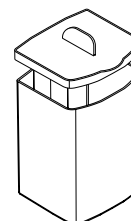
900ml refillable
reservoir with lid



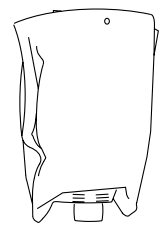
800ml disposable
pouch*



800ml disposable
institutional pouch



2L refillable
reservoir with lid



1.8L disposable
pouch

STEP 3: THE STYLE

Customise your soap dispenser

You can have your dispenser customised in a variety of different ways depending on your chosen range. Get in touch with us to find out more.

NOT FOUND WHAT YOU'RE LOOKING FOR?

Get in touch and ask us about our disposable bottles or enquire about a bespoke design.

EXCLUSIVE DISPENSER DESIGNS FOR YOUR BUSINESS

The in-house design and manufacturing of a unique soap dispenser can be time consuming and expensive. Brightwell Dispensers identified the need for innovative soap dispensers that give options to style dispensers according to a company brand and corporate identity. The Myriad soap dispenser has been designed with this in mind as their customisable design gives companies the option to have their own exclusive soap dispenser design made by Brightwell Dispensers.

Our exclusive manufacturing processes give businesses the option to have an exclusive window design on the front cover of the dispenser or to print a high-resolution photo on the dispensers.

MYRIAD
MY STYLE. MY BRAND. MY RANGE.



EXCLUSIVE FRONT COVER WINDOWS



MYPRINT - EXCLUSIVE FRONT COVER DESIGN



EXCLUSIVE FRONT COVER WINDOWS



Through Brightwell Dispensers innovative manufacturing processes, you can design the look of the soap dispensers front cover window, exclusive to your brand. This unique exclusive design option allows customers to market and advertise their own company and brand to help increase their market share.*

From the drawing board to manufacturing, Brightwell Dispensers will guide you every step of the way.

MYPRINT - EXCLUSIVE FRONT COVER DESIGN



Our new MyPrint technology takes branding to a new level. This new process can transfer any high-resolution image onto a soap dispenser flawlessly, with high accuracy and colour retention.

Choose images, colours and patterns that can be used in marketing, advertising and promotions.*

For example - promotions at sports events, in cinemas, hotels, restaurants, motorway stations and much more.

MYRIAD SOAP DISPENSERS

Elegant and affordable, the Myriad soap dispensers are ideal for any hand hygiene environment and washrooms. Our innovative pumps allow for the use of a large selection of hand care products including liquid and foam soaps, sprays, creams and gels.



KEY FEATURES

- Flexible soap dispenser with a wide choice to mix and match pumps and containers
- Suitable for most hand care products
- Disposable pump and pouch system available for places that require a high level of hygiene such as hospitals
- Robust high quality ABS plastic
- Can be exclusive for your company with bespoke pin position options
- Bespoke front cover design options are available*
- Available in black and white
- Branding options available on request*

PUMP OPTIONS



Liquid pump
1ml/2ml



Spray pump
0.5ml

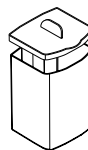


Foam pump
0.6ml



Disposable
1ml pump for
institutional pouch

CONTAINER OPTIONS



900ml
refillable reservoir
with lid



800ml
disposable
pouch**



800ml
disposable
institutional pouch

SPECIFICATIONS: MYRIAD SOAP DISPENSERS

SUITABILITY Flowable liquid soap, gel, spray, foam, cream, disinfectant, beaded or gritted hand gel

CAPACITY Disposable pouch 800ml
Refillable reservoir 900ml
Disposable institutional pouch 800ml

PUMP Fixed liquid, spray or foam pump and disposable liquid soap pump

INSTALLATION Easy to set up, wall-mounted

BRANDING Branding options available on request*

DIMENSIONS AND WEIGHT (APPROX.) Height: 255mm, Width: 120mm, Depth: 115mm
Weight: 0.5kg

*MOQ's apply

**Bespoke options available



MYRIAD HAND TOWEL DISPENSERS

MYRIAD HAND TOWEL DISPENSERS

A robust hand towel dispenser that fits a wide range of hand towels. For towels below 100mm folded depth, we offer an adaptor plate.



ADAPTOR PLATE FOR
NARROW PAPER TOWELS

KEY FEATURES

- Versatile design: fits interleaved, c-fold, z-fold paper towels
- Single towel dispensing minimises waste
- Adaptor plate for extra-narrow towels
- Easy to service and restock
- Available in black and white
- Branding options available on request*

SPECIFICATIONS: MYRIAD HAND TOWEL DISPENSERS

SUITABILITY	Interleaved, c-fold or z-fold paper towels from 65mm deep up to 255mm wide
CAPACITY	Max stack height 2.5 packs
INSTALLATION	Easy to set up, wall-mounted
BRANDING	Branding options available on request*
DIMENSIONS AND WEIGHT (APPROX.)	Height: 295mm, Width: 290mm, Depth: 145mm Weight: 0.7kg

MYRIAD CENTREFEED DISPENSERS

A practical and robust dispenser that fits perforated centrefeed rolls. It is ideal for areas where space is limited and that require fast access to paper towels.



CENTREFEED CUTTER
FOR SINGLE SHEET
DISPENSING

KEY FEATURES

- Compact design
- A perfect choice for kitchens, gymnasiums and garages
- Unique 'tear-off' mechanism minimises paper waste and environmental impact
- Easy to fit, service and restock
- Adaptor for single sheet dispensing is available
- Available in black and white
- Branding options available on request*

SPECIFICATIONS: MYRIAD CENTREFEED DISPENSERS

SUITABILITY	Centrefeed rolls with a maximum height of 230mm
CAPACITY	Max diameter 205mm
INSTALLATION	Easy to set up, wall-mounted
BRANDING	Branding options available on request*
DIMENSIONS AND WEIGHT (APPROX.)	Height: 325mm, Width: 250mm, Depth: 230mm Weight: 1.16kg

MYRIAD AUTOCUT HAND TOWEL DISPENSERS

The autocut hand towel dispenser is ideal for environments where hygiene is paramount. The system delivers pre-measured flat sheets of paper towel, minimising the risk of cross-contamination as only the paper is touched and not the dispenser.



KEY FEATURES

- One of the smallest autocut dispensers in the market
- Economical 23.5cm towel sheet length
- Low pull force of 0.5kgf allows the use of a low grammage paper without tearing
- Cutting blade re-sharpens itself every time it cuts the paper
- Secure key locking system to prevent damage or pilferage
- The cutting mechanism can be easily extracted for cleaning and maintenance
- Available in black and white
- Branding options available on request*

SPECIFICATIONS: MYRIAD AUTOCUT HAND TOWEL DISPENSERS


SUITABILITY	1 ply, 2 ply and 3 ply rolls
ROLL CAPACITY	Rolls with max. diameter: 195mm, Width: 200mm Min core diameter: 0.37mm
INSTALLATION	Easy to set up, wall-mounted
BRANDING	Branding options available on request*
DIMENSIONS AND WEIGHT (APPROX.)	Height: 345mm, Width: 323mm, Depth: 210mm Weight: 2.3kg

*MOQ's apply



MYRIAD TOILET ROLL MINI JUMBO DISPENSERS

Busy washrooms mean busy toilet tissue dispensers. The Myriad jumbo model is compact in size but strong enough to take on constant use.



KEY FEATURES

- Compact size, making it suitable for even small spaces
- For perforated and non-perforated paper
- Easy restocking
- Available in black and white
- Branding options available on request*

SPECIFICATIONS: MYRIAD TOILET ROLL JUMBO DISPENSERS

SUITABILITY	Perforated or non-perforated jumbo rolls with a maximum width of 110mm and a core size of 60mm and above
ROLL CAPACITY	Max diameter: 200mm
INSTALLATION	Easy to set up, wall-mounted
BRANDING	Branding options available on request*
DIMENSIONS AND WEIGHT (APPROX.)	Height: 245mm, Width: 225mm, Depth: 135mm Weight: 0.45kg

*MOQ's apply

MYRIAD WASTE BINS

Slimline and stylish, this compact waste bin can hold up to 25 litres of waste. With its smooth finish, the unit is easy to clean. Suitable for any environment, the waste bin is wall-mounted to save space.



KEY FEATURES

- Wall-mounted
- Up to 25L capacity
- Strong, durable design
- Easy to clean
- Easy to change bin liners
- Available in black and white


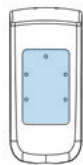
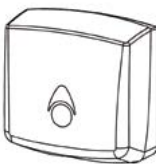
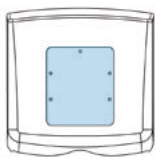

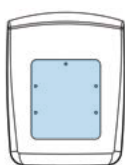

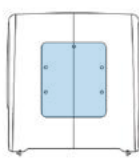

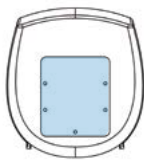

SPECIFICATIONS: MYRIAD WASTE BINS

SUITABILITY	Up to 25L bin liners
CAPACITY	Up to 25L
INSTALLATION	Easy to set up, wall-mounted
BRANDING	Branding options available on request*
DIMENSIONS AND WEIGHT (APPROX.)	Height: 645mm, Width: 375mm, Depth: 200mm Weight: 3kg

*MOQ's apply



MYRIAD RANGE SPECIFICATIONS

			THE RANGE	BESPOKE FRONT COVER WINDOW BRANDING AREA
MYRIAD SOAP DISPENSERS				
DIMENSIONS AND WEIGHT (APPROX.)	BESPOKE BRANDING AREA	CAPACITY		
Height 255mm	Height 120mm	• 900ml refillable reservoir		
Width 120mm	Width 75mm	• 800ml disposable pouch		
Depth 115mm		• 800ml disposable institutional pouch		
Weight 0.5kg				
MYRIAD HAND TOWEL DISPENSERS				
DIMENSIONS AND WEIGHT (APPROX.)	BESPOKE BRANDING AREA	CAPACITY		
Height 295mm	Height 150mm	Max stack height		
Width 290mm	Width 130mm	2.5 packs		
Depth 145mm				
Weight 0.7kg				
MYRIAD CENTREFEED DISPENSERS				
DIMENSIONS AND WEIGHT (APPROX.)	BESPOKE BRANDING AREA	CAPACITY		
Height 325mm	Height 165mm	Rolls with max diameter: 205mm		
Width 250mm	Width 143mm			
Depth 230mm				
Weight 1.16kg				
MYRIAD AUTOCUT HAND TOWEL DISPENSERS				
DIMENSIONS AND WEIGHT (APPROX.)	BESPOKE BRANDING AREA	CAPACITY		
Height 345mm	Height 180mm	Rolls with max diameter: 195mm		
Width 323mm	Width 156mm	Width: 200mm		
Depth 210mm		Min core diameter 0.37mm		
Weight 2.3kg				
MYRIAD TOILET ROLL JUMBO DISPENSERS				
DIMENSIONS AND WEIGHT (APPROX.)	BESPOKE BRANDING AREA	CAPACITY		
Height 245mm	Height 128mm	Rolls with max diameter: 200mm		
Width 225mm	Width 111mm			
Depth 135mm				
Weight 0.45kg				
MYRIAD WASTE BIN				
DIMENSIONS AND WEIGHT (APPROX.)	BESPOKE BRANDING AREA	CAPACITY		N/A
Height 645mm	N/A	Up to 25L		
Width 375mm				
Depth 200mm				
Weight 3kg				

MODULAR SOAP DISPENSERS

This multipurpose dispenser works with more hand care products than any other on the market including liquid and foam soaps, sprays, creams and gels. It uses interchangeable pumps to allow perfect dispensing of a variety of products. You can choose to dispense soap from a refillable reservoir or pouch. This dispenser can be locked to your product, meaning customers can only use your brand of soap when you provide them with our dispensers.



KEY FEATURES

- Multipurpose, modular system: mix and match pumps and containers
- Suitable for most soaps and lotions
- Fully disposable pump and pouch system available for places that require a high level of hygiene such as hospitals
- Available in mini, standard and large versions to suit your usage levels and environments
- Large front window to check stock levels
- Robust ABS plastic
- Can be exclusive to your soap brand with the option of exclusive pin positions
- Branding options available on request*



MODULAR SOAP DISPENSER SIZES

You have the choice of three sizes of dispensers and you can mix and match pumps and containers to fit your needs.

400ML

MINI MODULAR SOAP DISPENSER

AVAILABLE AS:

- Modular 400ml refillable liquid dispenser
- Modular 400ml refillable spray dispenser
- Modular 400ml refillable foam dispenser

PUMP OPTIONS



Liquid pump
1ml/2ml

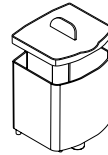


Spray pump
0.5ml



Foam pump
0.6ml

CONTAINER OPTIONS



400ml
refillable reservoir
with lid

900ML

STANDARD MODULAR SOAP DISPENSER

AVAILABLE AS:

900ml refillable system

- Modular 900ml refillable liquid dispenser
- Modular 900ml refillable spray dispenser
- Modular 900ml refillable foam dispenser

800ml pouch system

- Modular 800ml pouch liquid dispenser
- Modular 800ml pouch spray dispenser
- Modular 800ml pouch foam dispenser
- Modular 800ml institutional pouch dispenser

PUMP OPTIONS



Liquid pump
1ml/2ml



Spray pump
0.5ml

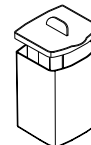


Foam pump
0.6ml



Disposable
1ml pump for
institutional pouch

CONTAINER OPTIONS



900ml
refillable reservoir
with lid




800ml
disposable
pouch*



800ml
disposable
institutional pouch

*Bespoke options available



2L

LARGE MODULAR SOAP DISPENSER

AVAILABLE AS:

2L refillable system

- Modular 2L refillable soap dispenser (2ml pump for liquid soap)
- Modular 2L refillable industrial dispenser 3ml pump (non solvent & beaded)
- Modular 2L refillable industrial dispenser 3ml pump (extreme pump for solvent-based)
- Modular 2L refillable industrial dispenser 3ml pump (pumice-based)

1.8L Pouch System

- Modular 1.8L pouch soap dispenser (2ml pump for liquid soap)
- Modular 1.8L pouch industrial dispenser 3ml pump (non solvent & beaded)
- Modular 1.8L pouch industrial dispenser 3ml pump (extreme pump for solvent-based)
- Modular 1.8L pouch industrial dispenser 3ml pump (pumice-based)

PUMP OPTIONS



Liquid pump
2ml



Beaded pump
3ml

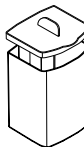


Solvent pump
3ml



Pumice pump
3ml

CONTAINER OPTIONS



2L
refillable reservoir
with lid



1.8L
disposable
pouch



CHOOSE YOUR WINDOW COLOUR
Customise your dispensers with the window colour of your choice.



BRANDING OPTIONS
Distribute our products under your own company's name or logo using our internal branding service.

SPECIFICATIONS: MODULAR SOAP DISPENSERS

SUITABILITY	Foam soap, flowable liquid soap, spray, cream, gel, disinfectant, beaded or gritted hand gel		
CAPACITY	Mini	Refillable reservoir 400ml	
	Standard	Disposable pouch 800ml	Refillable reservoir 900ml
	Large	Disposable pouch 1.8L	Institutional pouch 800ml Refillable reservoir 2L
INSTALLATION	Easy to set up, wall-mounted		
BRANDING	Branding options available on request*		
DIMENSIONS AND WEIGHT (APPROX.)	Mini	Height: 190mm, Width: 90mm, Depth: 98mm, Weight: 0.3kg	
	Standard	Height: 250mm, Width: 115mm, Depth: 115mm, Weight: 0.6kg	
	Large	Height: 310mm, Width: 140mm, Depth: 145mm, Weight: 0.85kg	

*MOQ's apply



MODULAR TOUCH FREE SOAP DISPENSER

Touch-free soap dispensing encourages better hygiene in any environment and helps monitor the use by controlling the amount of soap dispensed. No electrical fitting is required, as each dispenser is economically operated by C size batteries. It also features an auto-switch function between two battery compartments for longer running times. To ensure optimum cost savings, the device has a 'sleep mode' and a capacitive sensor that prevents accidental soap delivery.



KEY FEATURES

- Touch free mechanism encourages the highest hand hygiene
- Interchangeable pumps
- Dispenses up to 1ml liquid or 0.5ml foam



PUMP OPTIONS



Liquid pump
1ml



Foam pump
0.5ml

SPECIFICATIONS: MODULAR TOUCH FREE SOAP DISPENSER

SUITABILITY	Flowable liquid soap, gel, foam cream and disinfectant
CAPACITY	Reservoir 1L Reservoir Pouch 800ml
INSTALLATION	Easy to set up, wall-mounted
BRANDING	Branding options available on request*
BATTERIES	4 x standard size C batteries
DIMENSIONS AND WEIGHT (APPROX.)	Height: 265mm, Width: 169mm, Depth: 102mm Weight: 0.7kg

MODULAR TOWEL DISPENSERS

MODULAR HAND TOWEL DISPENSERS

An ultra-strong towel dispenser that fits a wide range of hand towels – from interleaved to narrow. For towels below 100mm folded depth, we offer an adaptor plate that transforms the dispenser into a perfect fit.

LARGE



SMALL



KEY FEATURES

- Versatile design: fits interleaved, C-fold, Z-fold paper towels
- Single towel dispensing minimises waste
- Adaptor plate for extra-narrow towels and recycled paper are available
- Dispenser available in two sizes: large and small
- Easy to service and restock
- Branding options available on request*



ADAPTOR PLATE FOR NARROW PAPER TOWELS



ADAPTOR PLATE FOR RECYCLED PAPER TOWELS

SPECIFICATIONS: MODULAR HAND TOWEL DISPENSERS

SUITABILITY	Interleaved, C-fold or Z-fold paper towels from 65mm deep up to 255mm wide	
CAPACITY	Small	Max stack height: 200mm
	Large	Max stack height: 360mm
INSTALLATION	Easy to set up, wall-mounted	
BRANDING	Branding options available on request*	
DIMENSIONS AND WEIGHT (APPROX.)	Small	Height: 265mm, Width: 290mm, Depth: 145mm, Weight: 0.75kg
	Large	Height: 425mm, Width: 290mm, Depth: 145mm, Weight: 1kg

*MOQ's apply



MODULAR CENTREFEED DISPENSERS

A space-saving dispenser that fits perforated centrefeed rolls and is designed for areas that require fast access to towels.

LARGE




SMALL



KEY FEATURES

- Space-saving design
- A perfect choice for kitchens, gyms and garages
- Unique 'tear-off' mechanism minimises paper waste and environmental impact
- Dispenser available in two sizes: large and small
- Easy to service and restock
- Single sheet adaptor available
- Branding options available on request*



SPECIFICATIONS: MODULAR CENTREFEED DISPENSERS

SUITABILITY	Centrefeed rolls with a maximum height of 230mm	
CAPACITY	Small	Max roll diameter: 144mm
	Large	Max roll diameter: 205mm
INSTALLATION	Easy to set up, wall-mounted	
BRANDING	Branding options available on request*	
DIMENSIONS AND WEIGHT (APPROX.)	Small	Height: 330mm, Width: 180mm, Depth: 175mm, Weight: 0.75kg
	Large	Height: 350mm, Width: 230mm, Depth: 230mm, Weight: 1.1kg

*MOQ's apply

MODULAR AUTOCUT HAND TOWEL DISPENSER

The autocut hand towel dispenser is ideal for environments where hygiene is paramount. The system delivers pre-measured flat sheets of paper towels, minimising the risk of cross-contamination as only the paper is touched and not the dispenser.



BRANDING

Distribute our products under your own company's name or logo using our internal branding service.



CHOOSE YOUR WINDOW COLOUR

Customise your dispensers with the window colour of your choice.

KEY FEATURES

- One of the smallest autocut dispensers on the market
- Economical 23.5cm towel sheet length
- Automatic paper loading mechanism when closing the dispenser
- Low pull force of 0.5kgf allows the use of a low grammage paper without tearing
- Cutting blade re-sharpens itself every time it cuts the paper
- Secure key locking system to prevent damage or pilferage
- The cutting mechanism can be easily extracted for cleaning and maintenance
- Branding options available on request*

SPECIFICATIONS: MODULAR AUTOCUT HAND TOWEL DISPENSER

SUITABILITY	1 ply, 2 ply and 3 ply rolls
CAPACITY	Max diameter 195mm, width 200mm, min core diameter 0.37mm
INSTALLATION	Easy set up, wall-mounted
BRANDING	Branding options available on request*
DIMENSIONS AND WEIGHT (APPROX.)	Height: 330mm, Width: 314mm, Depth: 214mm Weight: 2.3kg

*MOQ's apply





MODULAR TOILET TISSUE DISPENSERS

MODULAR BULK FILL/ MULTIFLAT TOILET TISSUE DISPENSER

A compact dispenser which is excellent value and popular for use in smaller washrooms. The sturdy design makes this dispenser durable and fits perfectly in smaller spaces.



KEY FEATURES

- Space-saving design - a good choice for small offices, restaurants and workplaces
- Suits a wide variety of toilet tissue brands and fits bulk pack papers
- Easy to fit, easy to restock and effortless to maintain
- Branding options available on request*

SPECIFICATIONS: MODULAR BULK PACK TOILET TISSUE DISPENSER

SUITABILITY	Bulk or flat pack toilet tissues up to 125mm in width
CAPACITY	230mm stack
INSTALLATION	Easy set up, wall-mounted
BRANDING	Branding options available on request*
DIMENSIONS AND WEIGHT (APPROX.)	Height: 275mm, Width: 150mm, Depth: 130mm Weight: 0.85kg

MODULAR TWIN TOILET ROLL DISPENSER

This popular toilet roll dispenser holds two domestic sized toilet rolls and is ideal for environments that experience light use.



KEY FEATURES

- Holds two rolls of domestic sized toilet roll paper
- Designed for washrooms that experience light to medium use
- Easy to restock and the internal mechanism is hard-wearing and easy to maintain
- Branding options available on request*

SPECIFICATIONS: MODULAR TWIN TOILET ROLL DISPENSER

SUITABILITY	Toilet rolls ranging from 90mm to 125mm in diameter
CAPACITY	2 rolls
INSTALLATION	Easy set up, wall-mounted
BRANDING	Branding options available on request*
DIMENSIONS AND WEIGHT (APPROX.)	Height: 315mm, Width: 148mm, Depth: 150mm Weight: 0.65kg

MODULAR JUMBO TOILET ROLL DISPENSERS

MAXI, MIDI AND MINI

Busy washrooms mean busy toilet tissue dispensers. The Modular Jumbo model is sizeable and strong enough to take on constant use. Available in five sizes: Maxi (large), Midi (medium), Mini (small), Mini (small) with stub and Twin Micro.

AVAILABLE WITH A FIXED CORED SPIGOT OR ROTATING CORELESS SPINDLE

KEY FEATURES

- Available in five sizes to cater for all environments
- Mini jumbo with stub helps reduce paper wastage
- Clever reversible spigot fits different roll-core diameters
- For perforated and non-perforated paper
- Easy restocking
- Branding options available on request*



MAXI (LARGE)

MIDI (MEDIUM)

MINI (SMALL)

SPECIFICATIONS: MODULAR JUMBO TOILET ROLL DISPENSER - MAXI, MIDI AND MINI

SUITABILITY	Perforated or non-perforated jumbo rolls with a maximum width of 110mm and a core size between 45mm and 65mm	
CAPACITY	Max diameter Mini 200mm, Midi 260mm, Maxi 300mm	
INSTALLATION	Easy to set up, wall-mounted	
BRANDING	Branding options available on request*	
DIMENSIONS AND WEIGHT (APPROX.)	Mini	Height: 275mm, Width: 220mm, Depth: 145mm, Weight: 0.5kg
	Midi	Height: 325mm, Width: 280mm, Depth: 145mm, Weight: 0.8kg
	Maxi	Height: 375mm, Width: 340mm, Depth: 145mm, Weight: 1kg

*MOQ's apply



TWIN MICRO AND MINI WITH STUB



TWIN MICRO JUMBO



MINI JUMBO WITH STUB



TWIN MICRO JUMBO

Available with a fixed cored spigot or rotating coreless spindle



BRANDING

Distribute our products under your own company's name or logo using our internal branding service.



CHOOSE YOUR WINDOW COLOUR

Customise your dispensers with the window colour of your choice.

SPECIFICATIONS: MODULAR JUMBO TOILET ROLL DISPENSER - TWIN MICRO AND MINI WITH STUB

SUITABILITY	Perforated or non-perforated jumbo rolls with a maximum width of 110mm and a core size between 45mm and 65mm	
CAPACITY	Max diameter Twin Micro 140mm, Mini with stub 200mm	
INSTALLATION	Easy to set up, wall-mounted	
BRANDING	Branding options available on request*	
DIMENSIONS AND WEIGHT (APPROX.)	Twin Micro	Height: 193mm, Width: 345mm, Depth: 156mm, Weight: 0.86kg
	Mini with Stub	Height: 232mm, Width: 338mm, Depth: 123mm, Weight: 0.7kg

MODULAR RANGE SPECIFICATIONS

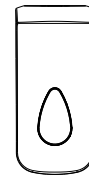
MODULAR SOAP DISPENSERS

DIMENSIONS (MM) AND WEIGHT (APPROX.)

Mini	(H) 190 x (W) 90 x (D) 98 Weight: 0.3kg
Standard	(H) 250 x (W) 115 x (D) 115 Weight: 0.6kg
Large	(H) 310 x (W) 140 x (D) 145 Weight: 0.85kg

CAPACITY

Mini	Refillable reservoir 400ml
Standard	Disposable pouch 800ml Refillable reservoir 900ml Institutional pouch 800ml
Large	Disposable pouch 1.8L Refillable reservoir 2L



MODULAR TOUCHFREE SOAP DISPENSER

DIMENSIONS AND WEIGHT (APPROX.)

(H) 265 x (W) 169 x (D) 102 Weight: 0.7kg
--

CAPACITY

1L



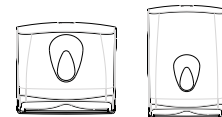
MODULAR HAND TOWEL DISPENSERS

DIMENSIONS (MM) AND WEIGHT (APPROX.)

Small	(H) 265 x (W) 290 x (D) 145 Weight: 0.78kg
Large	(H) 425 x (W) 290 x (D) 145 Weight: 1kg

CAPACITY

Small	max stack height 200mm
Large	max stack height 360mm



MODULAR AUTOCUT HAND TOWEL DISPENSER

DIMENSIONS (MM) AND WEIGHT (APPROX.)

(H) 330 x (W) 314 x (D) 214 Weight: 2.3kg
--

CAPACITY

Max diameter	195mm, width 200m
Min diameter	0.37mm



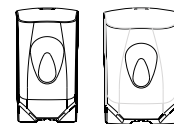
MODULAR CENTREFEED DISPENSERS

DIMENSIONS (MM) AND WEIGHT (APPROX.)

Small	(H) 330 x (W) 180 x (D) 175 Weight: 0.75kg
Large	(H) 350 x (W) 230 x (D) 235 Weight: 1.1kg

CAPACITY

Small	max diameter 144mm
Large	max diameter 205mm
Max roll height	230mm



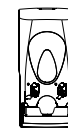
MODULAR TWIN TOILET ROLL DISPENSER

DIMENSIONS (MM) AND WEIGHT (APPROX.)

(H) 315 x (W) 148 x (D) 150 Weight: 0.65kg

CAPACITY

2 rolls



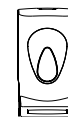
MODULAR BULK FILL/MULTIFLAT TOILET TISSUE DISPENSER

DIMENSIONS (MM) AND WEIGHT (APPROX.)

(H) 275 x (W) 150 x (D) 130 Weight: 0.85kg

CAPACITY

230mm stack



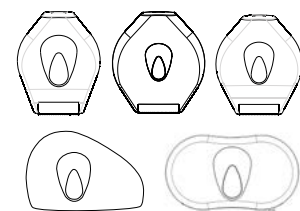
MODULAR JUMBO TOILET ROLL DISPENSERS

DIMENSIONS (MM) AND WEIGHT (APPROX.)

Twin micro	(H) 193 x (W) 345 x (D) 145 Weight: 0.86kg
Mini	(H) 275 x (W) 220 x (D) 145 Weight: 0.5kg
Mini with stub	(H) 232 x (W) 338 x (D) 123 Weight: 0.7kg
Midi	(H) 325 x (W) 280 x (D) 145 Weight: 0.8kg
Maxi	(H) 375 x (W) 340 x (D) 145 Weight: 1kg

CAPACITY

Twin micro	max diameter 140mm
Mini	max diameter 200mm
Mini with stub	max diameter 200mm
Midi	max diameter 260mm
Maxi	max diameter 300mm





MULTIFLEX SOAP DISPENSERS WITH DISPOSABLE PUMPS

The MultiFlex soap dispenser is highly versatile and is designed for environments requiring the highest level of hygiene. This wall-mounted soap dispenser has a 100% disposable inner dispensing mechanism to ensure full hygiene integrity as the cartridge and pump are disposed of together. This eliminates the risk of contamination and provides a safe soap dispensing solution. Typical environments include hospitals or other areas that require special attention to hygiene and care.

There are three MultiFlex soap dispenser options available: Myriad manual operation, Modular manual operation and Modular touch free.

NB: Our MultiFlex soap dispensers are a bespoke solution, requiring minimum order quantities. Please speak to us about a proposal for your business.



Myriad
manual operation



Modular
manual operation



Modular
touch free

MANUAL MULTIFLEX SOAP DISPENSER DISPOSABLE PUMP OPTIONS

Our disposable system of pumps and bottles enable you to offer your customers the most hygienic solution available.

The manual Myriad and Modular systems accommodate liquid, spray and foam pumps.



Liquid pump
1ml



Spray pump
0.4ml



Foam pump
0.4ml and 0.65ml



Institutional liquid
pump 1ml

FEATURES



Key or keyless use



Easy to change



Hygienic



Exclusive
pin lock-out

This dispenser can be exclusive to your chemicals with the option of exclusive pin positions

MANUAL MULTIFLEX SOAP DISPENSER

Make the MultiFlex unique to your brand. The dispenser cover is available in the Myriad and Modular range style as standard, or you can work with our design engineers and make your own design to fit with your brand. You can also make the most of our internal branding services to have your logo printed on the front. The dispensers are lockable to your chemicals with bespoke pin positions.

NB: Our MultiFlex soap dispensers are a bespoke solution, requiring minimum order quantities. Please speak to us about a proposal for your business.

Myriad manual operation
Available in black and white



Modular manual operation
Available in black and white



SPECIFICATIONS: MULTIFLEX MANUAL SOAP DISPENSERS

SUITABILITY	Liquid, foam and spray soaps	
CAPACITY	Myriad Dispenser	1L reservoir or container
	Modular Dispenser	Disposable pouch 800ml bottle 1L
INSTALLATION	Easy to set up, wall-mounted	
BRANDING	Branding options available on request*	
DIMENSIONS AND WEIGHT (APPROX.)	Myriad Dispenser	Height: 265mm, Width: 120mm, Depth: 103mm, Weight: 0.45kg
	Modular Dispenser	Height: 262mm, Width: 116mm, Depth: 103mm, Weight: 0.45kg

**MOQ's apply



TOUCH FREE MULTIFLEX SOAP DISPENSER

The touch free dispensing mechanism encourages a high level of hygiene in any environment and helps monitor the use by controlling the amount of soap dispensed. No electrical fitting is required, as each dispenser is economically operated by C size batteries.

NB: Our MultiFlex soap dispensers are a bespoke solution, requiring minimum order quantities. Please speak to us about a proposal for your business.

PUMP OPTIONS



Liquid pump
1ml



Foam pump
0.4ml and 0.65ml

FEATURES



Key or keyless use



Easy to change



Hygienic



Exclusive
pin lock-out



BRANDING

Distribute our products under your own company's name or logo using our internal branding service.



CHOOSE YOUR WINDOW COLOUR

Customise your dispensers with the window colour of your choice.

SPECIFICATIONS: MULTIFLEX SOAP DISPENSER

SUITABILITY	Liquid and foam soaps
CAPACITY	Disposable bottle 1L Disposable pouch 800ml
BRANDING	Branding options available on request*
DIMENSIONS AND WEIGHT (APPROX.)	Height: 265mm, Width: 169mm, Depth: 102mm Weight: 0.75kg
BATTERIES	Touch free 4 x standard size C batteries

MERCURY SOAP DISPENSERS

The Mercury soap dispenser is classy and modern whilst being highly versatile with interchangeable pumps and containers. The stainless steel finish brings a touch of luxury to any environment. It can also be locked to your product, so customers always use your soap brand.



KEY FEATURES

- Stylish soap dispenser that makes handwashing feel luxurious
- Multipurpose: interchangeable pumps and containers
- Two side viewing windows to check stock levels
- Strong, durable design



BRANDING

You can have your Mercury dispensers laser etched with your company logo using our internal branding services.

PUMP OPTIONS



Liquid pump
1ml/2ml



Spray pump
0.5ml

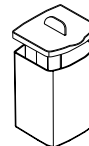


Foam pump
0.6ml



Disposable
1ml pump for
institutional pouch

CONTAINER OPTIONS



900ml
refillable reservoir
with lid



800ml
disposable pouch*



800ml
disposable liquid
institutional pouch

SPECIFICATIONS: MERCURY SOAP DISPENSER

SUITABILITY Liquid soap, foam soap, gel, cream and spray

CAPACITY 900ml refillable reservoir, 800ml disposable pouch, 800ml disposable institutional pouch

PUMP Fixed liquid, spray or foam pump and disposable liquid soap pump

INSTALLATION Easy to set up, wall-mounted

BRANDING The dispenser can be laser etched with your company name or logo**

DIMENSIONS AND WEIGHT (APPROX.)
Height: 255mm, Width: 145mm, Depth: 120mm
Weight: 0.6kg

*Bespoke options available

**MOQ's apply



MERCURY TOILET TISSUE DISPENSERS

BULK PACK/MULTIFLAT TOILET TISSUE DISPENSER

The Mercury bulk pack toilet tissue dispenser is ideal for smaller environments. It works perfectly in small offices, restaurants and any attractive space that is used infrequently. Great style without compromising on durability.



KEY FEATURES

- Fits easy-to-store multi-flat or bulk-pack papers
- Two side viewing windows to check stock levels
- Effortless restocking
- Strong, durable design

SPECIFICATIONS: MERCURY BULK PACK TOILET TISSUE DISPENSER

SUITABILITY	Bulk/flat pack toilet tissue
CAPACITY	Max towel stack height: 220mm (2 sleeves)
INSTALLATION	Easy to set up, wall-mounted
BRANDING	The dispenser can be laser etched with your company name or logo*
DIMENSIONS AND WEIGHT (APPROX.)	Height: 310mm, Width: 180mm, Depth: 125mm Weight: 0.6kg

JUMBO TOILET ROLL DISPENSER WITH STUB

The stylish Mercury toilet roll dispenser can easily store a jumbo roll of paper alongside a stub roll, yet it is compact enough to fit in small washrooms. This toilet roll holder is durable, easy to change and dispenses perforated paper.



KEY FEATURES

- Holds a mini jumbo roll and stub, to keep paper wastage to a minimum
- For perforated paper
- Side viewing window to check stock levels
- Strong, durable design
- Easy restocking

SPECIFICATIONS: MERCURY JUMBO TOILET ROLL DISPENSER

SUITABILITY	Perforated or unperforated jumbo rolls, max width 110mm, core size 50-65mm
CAPACITY	Max width: 110mm, core size 50-65mm Max diameter: 200mm with 100mm stub
INSTALLATION	Easy to set up, wall-mounted
BRANDING	The dispenser can be laser etched with your company name or logo*
DIMENSIONS AND WEIGHT (APPROX.)	Height: 260mm, Width: 350mm, Depth: 140mm Weight: 0.7kg

MERCURY HAND TOWEL DISPENSER

The Mercury hand towel dispenser is an attractive addition to any environment. This paper towel holder is very functional and practically designed.



KEY FEATURES

- Fits two packs of interleaved towels
- Two side viewing windows to check stock levels
- Strong, durable design
- Easy restocking

SPECIFICATIONS: MERCURY HAND TOWEL DISPENSER

SUITABILITY	Interleaved, c-fold or z-fold towels from 65mm deep up to 255mm wide
CAPACITY	Max towel stack height: 200mm (2 sleeves)
INSTALLATION	Easy to set up, wall-mounted
BRANDING	The dispenser can be laser etched with your company name or logo*
DIMENSIONS AND WEIGHT (APPROX.)	Height: 325mm, Width: 325mm, Depth: 150mm Weight: 1kg

*MOQ's apply

MERCURY WASTE BIN

Slimline and stylish, this compact waste bin holds up to 25 litres of waste. With its smooth finish, the unit is easy to clean and changing bin liners is quick. Suitable for any environment, the waste bin is wall-mounted to save space.



KEY FEATURES

- Wall-mounted
- Up to 25L capacity
- Strong, durable design
- Easy to clean and to change bin liners

SPECIFICATIONS: MERCURY WASTE BIN

SUITABILITY	Up to 25L bin liners
CAPACITY	Up to 25L
INSTALLATION	Easy to set up, wall-mounted
BRANDING	The dispenser can be laser etched with your company name or logo*
DIMENSIONS AND WEIGHT (APPROX.)	Height: 665mm, Width: 400mm, Depth: 185mm Weight: 3kg



MERCURY RANGE SPECIFICATIONS

MERCURY SOAP DISPENSER

DIMENSIONS (MM) AND WEIGHT (APPROX.)
(H) 255 x (W) 130 x (D) 120
Weight: 0.6kg

CAPACITY
900ml refillable reservoir
800ml disposable pouch
800ml disposable institutional pouch



MERCURY BULK PACK TOILET TISSUE DISPENSER

DIMENSIONS (MM) AND WEIGHT (APPROX.)
(H) 310 x (W) 180 x (D) 125
Weight: 0.6kg

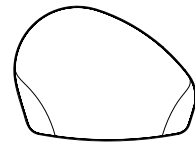
CAPACITY
Max towel
stack height 220mm (2 sleeves)



MERCURY JUMBO TOILET ROLL DISPENSER WITH STUB

DIMENSIONS (MM) AND WEIGHT (APPROX.)
(H) 260 x (W) 350 x (D) 140
Weight: 0.7kg

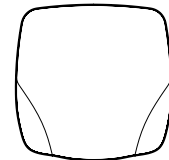
CAPACITY
Max width 110mm, core size 50-65mm
Max diameter 200mm with 100mm stub



MERCURY HAND TOWEL DISPENSER

DIMENSIONS (MM) AND WEIGHT (APPROX.)
(H) 325 x (W) 325 x (D) 150
Weight: 1kg

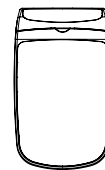
CAPACITY
Max towel
stack height 200mm (2 sleeves)



MERCURY WALL-MOUNTED WASTE BIN

DIMENSIONS (MM) AND WEIGHT (APPROX.)
(H) 665 x (W) 400 x (D) 185
Weight: 3kg

CAPACITY
Up to 25L

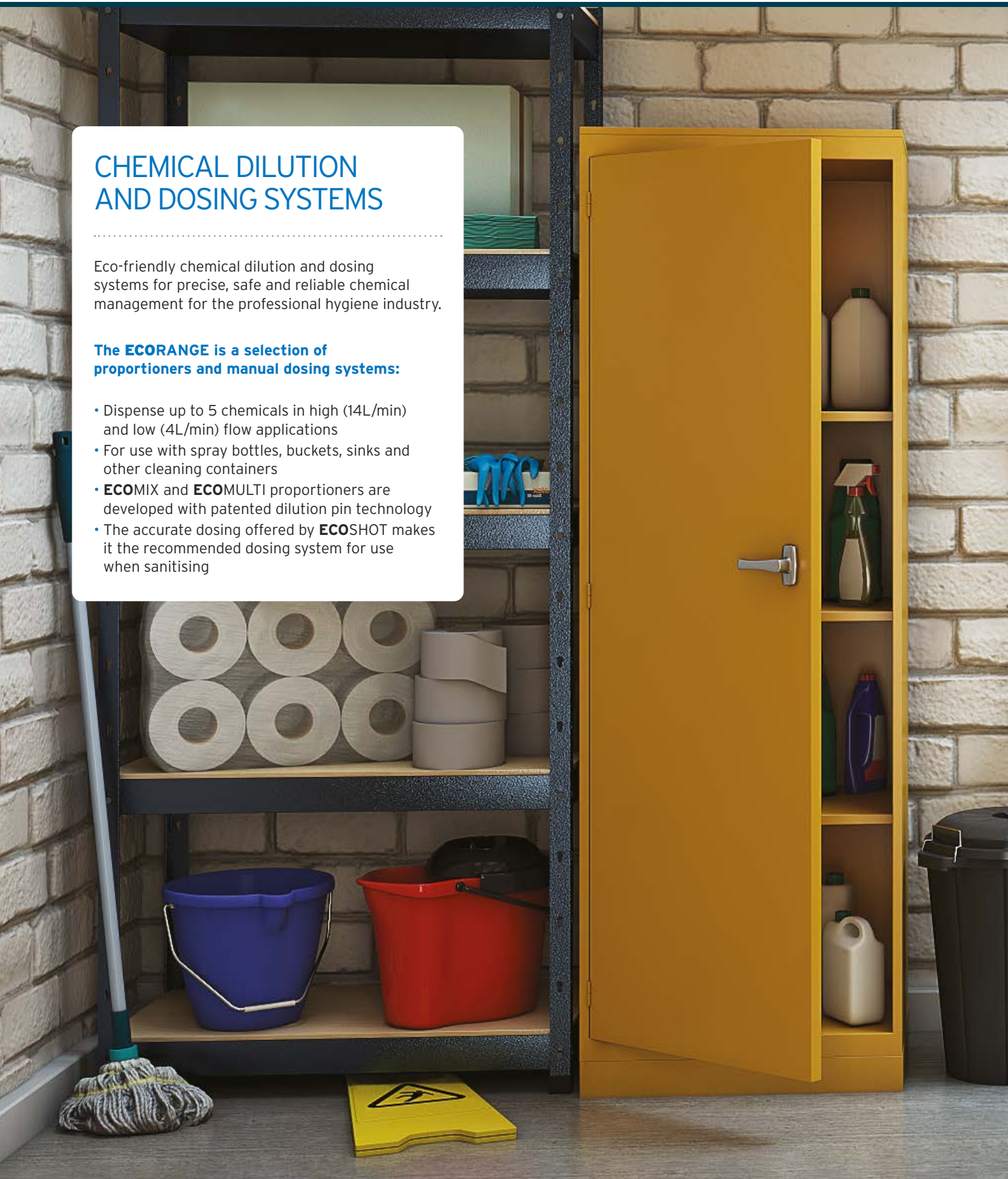


CHEMICAL DILUTION AND DOSING SYSTEMS

Eco-friendly chemical dilution and dosing systems for precise, safe and reliable chemical management for the professional hygiene industry.

The ECORANGE is a selection of proportioners and manual dosing systems:

- Dispense up to 5 chemicals in high (14L/min) and low (4L/min) flow applications
- For use with spray bottles, buckets, sinks and other cleaning containers
- **ECOMIX** and **ECOMULTI** proportioners are developed with patented dilution pin technology
- The accurate dosing offered by **ECOSHOT** makes it the recommended dosing system for use when sanitising





THE PRODUCT RANGE

CHEMICAL DILUTION AND DOSING SYSTEMS



PAGE 43
ECOMINI

MANUAL SYSTEM



PAGE 44
ECOSHOT

1 CHEMICAL
MANUAL SYSTEM



PAGE 45
**ECOMIX DISPENSER
STANDARD**

1 CHEMICAL
VENTURI SYSTEM



PAGE 46
**ECOMIX DISPENSER
COMPACT**

1 CHEMICAL
VENTURI SYSTEM



PAGE 46
**ECOMIX DISPENSER
COMPACT**

2 CHEMICALS
VENTURI SYSTEM



PAGE 47
**ECOMULTI DISPENSER
STANDARD**

4 CHEMICALS
VENTURI SYSTEM



PAGE 48
**ECOMULTI DISPENSER
COMPACT**

4 CHEMICALS
VENTURI SYSTEM



PAGE 48
**ECOMULTI DISPENSER
COMPACT**

5 CHEMICALS
VENTURI SYSTEM

**APPROVALS:**

CHECK OUR WEBSITE FOR FURTHER DETAILS

**PAGE 49**
ECOSINK DISPENSER1 CHEMICAL
VENTURI SYSTEM**PAGE 49**
ECOSINK DISPENSER2 CHEMICALS
VENTURI SYSTEM**PAGE 50**
ECOCABINET

CHEMICAL STORAGE

**PAGE 51**
LARGE ECOCABINET

CHEMICAL STORAGE

**PAGE 52**
ACCESSORIES**WATCH NOW**
SCAN THE QR CODE TO
FIND OUT MORE ABOUT
OUR **ECORANGE****DRAINWATCH****PAGE 53**
DRAIN DOSING PUMP

TECHNOLOGIES

Using patented technologies and the latest in flexible design, Brightwell Dispensers has created an ergonomically designed and cost-effective range, packed with features to meet your needs.



DILUTION PIN

Our precise patented dilution pin eliminates the need for cumbersome metering tips. The revolutionary wheel design enables you to select up to 13 distinct dilution ratios per chemical. Available in standard (white), PVDF (yellow) for more aggressive chemicals and ultra dilution (red).



DOSING RING

Exclusive to the **ECOSHOT**, our patented dosing ring offers the option to dose shots of chemical between 5ml and 30ml. Dosing requirements are adjusted by simply turning the green ring to the matching dosage indicator.



FLEXIBLE DESIGN

Our range has been designed with flexibility in mind. Parts and accessories are interchangeable across the range and chemical cabinets can be installed on either side of the dispenser to keep chemicals safe and secure. All proportioner systems are available with BrightGap and AirGap backflow preventers.




PROPRIETARY PIN POSITION

Protect your equipment investment with our exclusive pin positioning service. Unique pin positions lock the chemical cabinet to your chemical packaging, preventing competitor packaging from being used with your dispenser.



HIGH-FLOW OPERATION

For speedy filling of larger containers, our proportioners are designed with an optional lock-on function suitable for high flow applications. Simply push and twist the button once to activate and push again to deactivate when finished.



CUSTOMISED DISPENSER DESIGN, MANUFACTURING AND BRANDING

We offer our customers a unique dispenser design and manufacturing service, please get in touch for further information.

You can personalise the front cover plaque with your company logo using our branding service. Alternatively, use multi-coloured dispenser rings to complement your corporate colours.*



ECOMINI

Brightwell Dispensers **ECOMINI** is a push-operated pump designed to deliver detergent directly from a product container into a commercial kitchen sink. It features a fixed 30ml dose and a 125mm outlet spout. A longer, 300mm spout is also available that can swivel between two sinks. This easily mounted pump requires minimal set up and is available with a non-drip aluminium or stainless steel spout.

KEY FEATURES

MATERIAL

- Standard version: Aluminium & EPDM
- Premium version: Stainless steel and Viton

FLEXIBLE

- Available with a 125mm or 300mm spout in either aluminium or stainless steel materials

125MM SPOUT VERSION



300MM SPOUT VERSION



SPECIFICATIONS: ECOMINI

APPLICATION	For use with manual dishwash detergents in commercial kitchen sinks
OPERATION	Simple push operation
INSTALLATION	Easy to set up wall-mounted dispenser, available with a non-drip aluminium or stainless steel spout
CAPACITY	Product from a bulk drum or bottle hanging system (optional)
BRANDING	As standard the dispensers will arrive with an ECOMINI branded label. Bespoke labels can be ordered separately in packs of 100, or fitted onto the product during manufacture*
DIMENSIONS AND WEIGHT (APPROX.)	Height: 78mm (without spout), Width: 108mm, Depth: 126mm Weight: 0.55kg

*MOQ's apply

ECOSHOT

ECOSHOT is a manual stand-alone chemical dispensing system that does not require a mains water connection, perfect for environments with fluctuating water pressure. Ideal for dispensing into bottles, buckets or sinks.



KEY FEATURES

ACCURACY

- Optional built-in delay function to prevent overdosing once a shot of chemical has been dosed

SAFETY

- Accidental activation is avoided as the optional twist and push operation ensures that the push button has to be twisted then pushed firmly before dosing a shot of chemical



SPECIFICATIONS: **ECOSHOT**

APPLICATION	For use with dishwash and cleaning detergents
DOSING RANGE	Shot between 5ml and 30ml of chemical
OPERATION	Push-button with optional twist activation and delay mechanism to prevent overdosing
CAPACITY	Suction from any sized container. Cabinet available for 2L container, 1.5L pouch or 5L canister
BRANDING	The dispenser can be branded with your company name or logo*
COLOURS	Cover ring: grey as standard. Also available in blue, green, red and yellow
DIMENSIONS AND WEIGHT (APPROX.)	Height: 220mm, Width: 120mm, Depth: 125mm Height for spray bottle: 144 - 288mm Weight: 0.5kg

*MOQ's apply



ECOMIX STANDARD

ECOMIX proportioners provide an economical and flexible way of diluting chemicals on-site. Suitable for high and low flow applications, these proportioners are connected to the water mains and dilute a pre-determined ratio of chemical concentrates. The **ECOMIX** Standard is a one chemical dispenser and is designed in accordance with European standard EN1717.



ECOMIX STANDARD 1 CHEMICAL

- A stylish chemical dispenser enabling you to select up to 13 specific dilution ratios in either high flow or low flow applications
- Available as a high flow version and low flow version

KEY FEATURES

DESIGN

- Flexible configuration enabling chemical concentrates to be conveniently drawn from side or bottom inlets
- Venturi system

ACCURACY

- Patented dilution technology offers precise dilution ratios

SAFETY

- Secure chemical cabinets can be installed on either side of the dispenser to control access to hazardous chemicals and prevent tampering



INCLUDES BACKFLOW PREVENTION*



SPECIFICATIONS: ECOMIX STANDARD

APPLICATION	Flexible design makes ECOMIX ideal for environments such as cleaning and maintenance cupboards and industrial kitchens
OPERATION	Intuitive push and dial operation. High flow operation for filling larger containers or low flow version for filling bottles
INSTALLATION	Working temperature range 4-65°C. Working pressure range 2-5 bar Minimum water flow required: High flow = 8.5L/min. Low flow = 3.5L/min
FLOW RATES**	Low flow version 2:1 to 128:1 (4L/min) High flow version 6:1 to 350:1 (14L/min)
DILUTION	Select up to 13 independent dilution ratios per chemical
CAPACITY	1 chemical dispenser. Suction from any sized container. Cabinet available for 2L container, 1.5L pouch, 5L canister
COLOURS	Cover ring: grey as standard. Also available in blue, green, red and yellow
BRANDING	The dispensers can be branded with your company name or logo***
DIMENSIONS AND WEIGHT (APPROX.)	Height: 350mm, Width: 92mm, Depth: 125mm Weight: 0.7kg

*See approvals page on our website for details

**Flow rates are subject to environmental and onsite conditions

***MOQ's apply

ECOMIX COMPACT

ECOMIX proportioners provide an economical and flexible way of diluting chemicals on-site. Suitable for high and low flow applications, these proportioners are connected to the water mains and dilute a pre-determined ratio of chemical concentrates into a ready-to-use solution. **ECOMIX Compact** is available as a one or two chemical dispenser.



ECOMIX COMPACT 1 CHEMICAL

- A compact dispenser enabling you to select up to 13 specific dilution ratios in either high flow or low flow applications
- Available as a high flow version and low flow version



ECOMIX COMPACT 2 CHEMICALS

- Dilute up to two chemicals each with 13 specific dilution ratios. The dispenser includes two separate proportioners making it ideal for mixing high and low flow applications
- Available as a high flow version and low flow version

KEY FEATURES

DESIGN

- Flexible configuration enabling chemical concentrates to be conveniently drawn from side or bottom inlets
- Venturi system

ACCURACY

- Patented dilution technology offers precise dilution ratios
- Easy-to-use system with clearly identifiable colour-coding for the 2 chemical dispenser to promote correct chemical selection and usage

SAFETY

- Secure chemical cabinets can be installed on either side of the dispenser to control access to hazardous chemicals and prevent tampering



INCLUDES BACKFLOW PREVENTION*

SPECIFICATIONS: ECOMIX COMPACT

APPLICATION	Flexible design and colour-coded pictograms make ECOMIX ideal for environments such as cleaning and maintenance cupboards and industrial kitchens	
OPERATION	Intuitive dial and push operation. High flow operation for filling larger containers	
INSTALLATION	Working temperature range 4-65°C. Working pressure range 2-5 bar Minimum water flow required: High flow = 8.5L/min. Low flow = 3.5L/min	
FLOW RATES**	1 + 2 chemical dispenser Low flow 2:1 to 128:1 (4L/min) High flow 6:1 to 350:1 (14L/min)	
DILUTION	Select up to 13 independent dilution ratios per chemical	
CAPACITY	1 or 2 chemical dispenser. Suction from any sized container. Cabinet available for 2L container, 1.5L pouch, 5L canister	
COLOURS	Cover ring: grey as standard. Also available in blue, green, red and yellow	
BRANDING	The dispensers can be branded with your company name or logo*** Colour-coded, multi-lingual pictograms come with ECOMIX Compact and 2 chemical dispenser as standard	
DIMENSIONS AND WEIGHT (APPROX.)	1 chemical dispenser	Height: 220mm, Width: 95mm, Depth: 125mm, Weight: 0.7kg
	2 chemical dispenser	Height: 271mm, Width: 211mm, Depth: 132mm, Weight: 1kg

*See approvals page on our website for details

**Flow rates are subject to environmental and onsite conditions

***MOQ's apply



ECOMULTI STANDARD

ECOMULTI proportioners offer a reliable and cost-effective way of diluting four chemicals from one dispenser. Connected to the water mains, the flexible design makes these proportioners the ideal solution for even the smallest cleaning environments. The **ECOMULTI** Standard is a four chemical dispenser and is designed in accordance with European Standard EN1717. This venturi system is available for high flow (14L/min) and low flow (4L/min) applications.



ECOMULTI STANDARD 4 CHEMICALS

- Dilute up to four separate chemicals with 13 specific dilution ratios in either high flow or low flow applications
- Available as a high flow version and low flow version

KEY FEATURES

DESIGN

- Flexible configuration enabling chemical concentrates to be conveniently drawn from side or bottom inlets
- Venturi system

ACCURACY

- Patented dilution technology offers precise dilution ratios
- Intuitive 4 dial product selector with haptic click to avoid chemical selection error

SAFETY

- Secure chemical cabinets can be installed on either side of the dispenser to control access to hazardous chemicals and prevent tampering



INCLUDES BACKFLOW PREVENTION*



SPECIFICATIONS: ECOMULTI STANDARD

APPLICATION	Flexible design and colour-coded pictograms make ECOMULTI ideal for environments such as cleaning and maintenance cupboards and industrial kitchens
OPERATION	Intuitive dial and push operation. Simply turn the dial to select chemical and push button to activate dilution
INSTALLATION	Working temperature range 4-65°C. Working pressure range 2-5 bar Minimum water flow required: High flow = 8.5L/min. Low flow = 3.5L/min
FLOW RATES**	Low flow version 2:1 to 128:1 (4L/min) High flow version 6:1 to 350:1 (14L/min)
DILUTION	Select up to 13 independent dilution ratios per chemical
CAPACITY	4 chemical dispenser. Suction from any sized container. Cabinet available for 2L container or 1.5L pouch
COLOURS	Cover ring: grey as standard. Also available in blue, green, red and yellow
BRANDING	The dispensers can be branded with your company name or logo*** Colour-coded, multi-lingual pictograms are included as standard
DIMENSIONS AND WEIGHT (APPROX.)	Height: 396mm, Width: 147mm, Depth: 134mm Weight: 1kg

*See approvals page on our website for details

**Flow rates are subject to environmental and onsite conditions
***MOQ's apply

ECOMULTI COMPACT

ECOMULTI proportioners offer a reliable and cost-effective way of diluting multiple chemicals from one dispenser. Connected to the water mains, the flexible design makes these proportioners the ideal solution for even the smallest cleaning environments. **ECOMULTI Compact** is available as a four or five chemical dispenser.



ECOMULTI COMPACT 4 CHEMICALS

- Dilute up to four separate chemicals with 13 specific dilution ratios in either high flow or low flow applications
- Available as a high flow version and low flow version



ECOMULTI COMPACT 5 CHEMICALS

- Dilute up to five chemicals each with 13 specific dilution ratios. The dispenser includes two separate proportioners making it ideal for mixing high and low flow applications
- Available as a high flow version and low flow version



INCLUDES BACKFLOW PREVENTION*

KEY FEATURES

DESIGN

- Flexible configuration enabling chemical concentrates to be conveniently drawn from side or bottom inlets
- Venturi system

ACCURACY

- Patented dilution technology offers precise dilution ratios
- Intuitive 4 dial product selector with haptic click to avoid chemical selection error

SAFETY

- Secure chemical cabinets can be installed on either side of the dispenser to control access to hazardous chemicals and prevent tampering



SPECIFICATIONS: ECOMULTI COMPACT

APPLICATION	Flexible design and colour-coded pictograms make ECOMULTI ideal for environments such as cleaning and maintenance cupboards and industrial kitchens	
OPERATION	Intuitive dial and push operation. Simply turn dial to select chemical and push button to activate dilution	
INSTALLATION	Working temperature range 4-65°C. Working pressure range 2-5 bar Minimum water flow required: High flow = 8.5L/min. Low flow = 3.5L/min	
FLOW RATES**	Low flow 2:1 to 128:1 (4L/min) High flow 6:1 to 350:1 (14L/min)	
DILUTION	Select up to 13 independent dilution ratios per chemical	
CAPACITY	4 or 5 chemical dispenser. Suction from any sized container. Cabinet available for 2L container, 1.5L pouch, 5L canister	
COLOURS	Cover ring: grey as standard. Also available in blue, green, red and yellow	
BRANDING	The dispensers can be branded with your company name or logo*** Colour-coded, multi-lingual pictograms come with ECOMULTI Compact 4 and 5 chemical dispenser as standard	
DIMENSIONS AND WEIGHT (APPROX.)	4 chemical dispenser	Height: 264mm, Width: 140mm, Depth: 134mm, Weight: 1kg
	5 chemical dispenser	Height: 271mm, Width: 211mm, Depth: 134mm, Weight: 1.3kg

*See approvals page on our website for details

**Flow rates are subject to environmental and onsite conditions

***MOQ's apply



ECOSINK

ECOSINK is a robust, venturi system designed to dispense up to two chemicals into three-compartment sinks. **ECOSINK** has been designed using Brightwell Dispensers' patented dilution pin technology.



ECOSINK 1 CHEMICAL

A single dispenser enabling you to select up to 13 specific dilution ratios in high flow applications.



ECOSINK 2 CHEMICALS

Dispenses up to two chemicals. Option to choose a single or dual (hot and cold) water supply.

KEY FEATURES

DESIGN

- Robust, curvy and easy-to-clean styling and design makes **ECOSINK** the popular choice for demanding industrial kitchen environments

FLEXIBLE

- Dual water inlet options allows for supply of both hot and cold water within one system

HEAVY DUTY

- Strong and robust construction using 12mm thick stainless steel

SET UP SUPPORT

- Built-in spirit level and drilling template to aid installation



INCLUDES BACKFLOW PREVENTION*

SPECIFICATIONS: **ECOSINK**

APPLICATION	Three compartment sink dispenser	
OPERATION	Simple twist and lock activation	
INSTALLATION	Working temperature range 4 – 82° C. Working pressure range 2 – 5 bar Minimum water flow required: 8.5L/min	
FLOW RATES**	18L/min	
DILUTION	Select up to 13 independent dilution ratios per chemical	
BRANDING	Chemical labels in English and Spanish come as standard to aid correct chemical selection Branding options available***	
DIMENSIONS AND WEIGHT (APPROX.)	1 chemical dispenser	Height: 258mm, Width: 98mm, Depth: 80mm, Weight: 1.8kg
	2 chemical dispenser	Height: 258mm, Width: 142mm, Depth: 80mm, Weight: 2.5kg

*See approvals page on our website for details

**Flow rates are subject to environmental and onsite conditions

***MOQ's apply

ECORANGE CABINET

FOR 1.5L POUCH OR 2L CONTAINER

ECORANGE CABINETS are a safe and secure solution which limits contact with concentrated chemicals and minimises the risk of pilferage.



KEY FEATURES

DESIGN

- Front cover circular plaque - can be branded with a customer logo*
- Robust design

FLEXIBLE

- Cabinet can be installed on either side of the **ECORANGE** dosing systems

SAFETY

- Safe and secure storage solution for chemicals

1.5L POUCH

Set up example.
Dispenser not included.



2L CONTAINER

Set up example.
Dispenser not included.



SPECIFICATIONS: **ECORANGE CABINET**

CAPACITY	1.5L pouch or 2L container (with Brightwell's pouch adaptor)	
COLOURS	Cover ring: grey as standard. Also available in blue, green, red and yellow	
INSTALLATION	Easy to set up, wall-mounted	
BRANDING	The circular plaque can be branded with your company name or logo*	
DIMENSIONS AND WEIGHT (APPROX.)	External	Height: 300mm, Width: 170mm, Depth: 160mm, Weight: 0.6kg
	Max dimensions of container	Height: 225mm, Width: 105mm, Depth: 120mm, Weight: 1kg

*MOQ's apply



LARGE **ECORANGE** CABINET FOR 5L CONTAINER OR 3L POUCH

LARGE **ECORANGE** CABINETS allows you to store chemical concentrates safely, limits contact with concentrated chemicals and minimises the risk of pilferage. The cabinet holds up to 5 litres of concentrated chemical in a container and we offer a pouch adaptor for customers wanting to use 3 litre pouches.



KEY FEATURES

- Easy installation, with versatile wall brackets
- Secure lockable chemical cabinet to control access to hazardous chemicals
- Metal barrel lock
- Holds up to 5 litres of concentrated chemical
- Cabinet rings available in grey, blue, green, red and yellow
- Front cover circular plaque can be branded with a customers logo*

Set up example.
Dispenser not
included.



Set up example.
Dispenser not
included.



SPECIFICATIONS: LARGE **ECORANGE** CABINET

CAPACITY 5L cabinet or 3L pouch (with Brightwell's pouch adaptor)

COLOURS Cover ring: White cabinet has grey as standard
Cover ring: Black cabinet has black as standard
Also available in blue, green, red and yellow

INSTALLATION Easy to set up, wall-mounted

BRANDING The circular plaque can be branded with your company name or logo*

DIMENSIONS AND WEIGHT (APPROX.)

External	Height: 405mm, Width: 174mm, Depth: 241mm, Weight: 1.1kg
Max dimensions of container	Height: 300mm, Width: 150mm, Depth: 190mm

*MOQ's apply



ACCESSORIES



SECURE CHEMICAL CABINET

A safe and secure solution which limits contact with concentrated chemicals and minimises the risk of pilferage.

Capacity: Small cabinet - 1.5L pouch or 2L container, large cabinet - 5L container or 3L pouch. Ability to set proprietary pin positions on pouch systems.

Colours: Cabinet ring: grey as standard. Also available in blue, green, red and yellow.

Branding: Front cover circular plaque can be customised with your company logo.*



BOTTLE HANGING BRACKETS

Hanging brackets keep chemical containers off the floor and facilitate easier floor maintenance. Each bracket supports up to a 5L container.



DISPENSER KEY

Protect against tampering with our unique dispenser key ensuring all systems can only be opened by appointed personnel who are trained on system operation.



COLOUR-CODED PICTOGRAMS

Multi-lingual, colour-coded pictograms in sets of blue, red, yellow, green and transparent to aid easy identification of correct cleaning solution and application. The pictograms come as standard and are available in English, Spanish, French, Italian and German.



NON-RETURN VALVES

Our non-return valves are available in EPDM, Viton and extreme Viton.



DRAIN DOSING PUMP

DRAIN MAINTENANCE DISPENSING SYSTEM

DrainWatch is a durable and reliable dosing system suitable for indoor and outdoor applications that require the delivery of a single chemical at timed intervals. Available as a mains or battery-operated system, DrainWatch is commonly used for drain and grease trap maintenance and other purposes such as water treatment applications.

MAINS OPERATED



BATTERY-OPERATED



KEY FEATURES

- Rated IP65 for indoor and outdoor use in tough industrial environments
- Long-life premium motor for extended running life
- Multi-lingual programming with quick access review of events from one single screen
- LCD digital interface with character display and backlight for ease-of-use
- Optional access code protection to prevent unauthorised use
- Easily serviced from the front with compression connectors to facilitate quick tube changes
- Efficient and fast installation with mounting bracket and spirit level
- Low battery indicator as standard for battery models
- On/Off LED indicator



SPECIFICATIONS: **DRAINWATCH** MAINS OPERATED

POWER SUPPLY	100-240V AC : 50/60/77 : Class II 9W
MOTOR	DC Brushed Motor
NO. OF FEEDS/24 HRS	20
FLOW RATE*	10ml/min - 100ml/min
PUMP	Peristaltic Pump/Silicone Tube
INSTALLATION KIT	<ul style="list-style-type: none"> • Drain Pipe Injector • PVC delivery/suction tubing • Ceramic weight • Foot filter • Silicone peristaltic tubing
APPROVALS	CE Class 2 Product Certification IP65 Rated
DIMENSIONS AND WEIGHT (APPROX.)	Height: 105mm, Width: 105mm, Depth: 100mm Weight: 0.63kg

SPECIFICATIONS: **DRAINWATCH** BATTERY-OPERATED

POWER SUPPLY	4 x D Cell
MOTOR	DC Brushed Motor
NO. OF FEEDS/24 HRS	20
FLOW RATE*	10ml/min - 100ml/min
PUMP	Peristaltic Pump/Silicone Tube
INSTALLATION KIT	<ul style="list-style-type: none"> • Drain Pipe Injector • PVC delivery/suction tubing • Ceramic weight • Foot filter • Silicone peristaltic tubing
APPROVALS	CE Class 2 Product Certification IP65 Rated
DIMENSIONS AND WEIGHT (APPROX.)	Height: 105mm, Width: 210mm, Depth: 100mm Weight: 0.775kg (Excl. batteries)

*Flow rates are subject to environmental and onsite conditions

SPRAYING AND FOAMING SYSTEMS

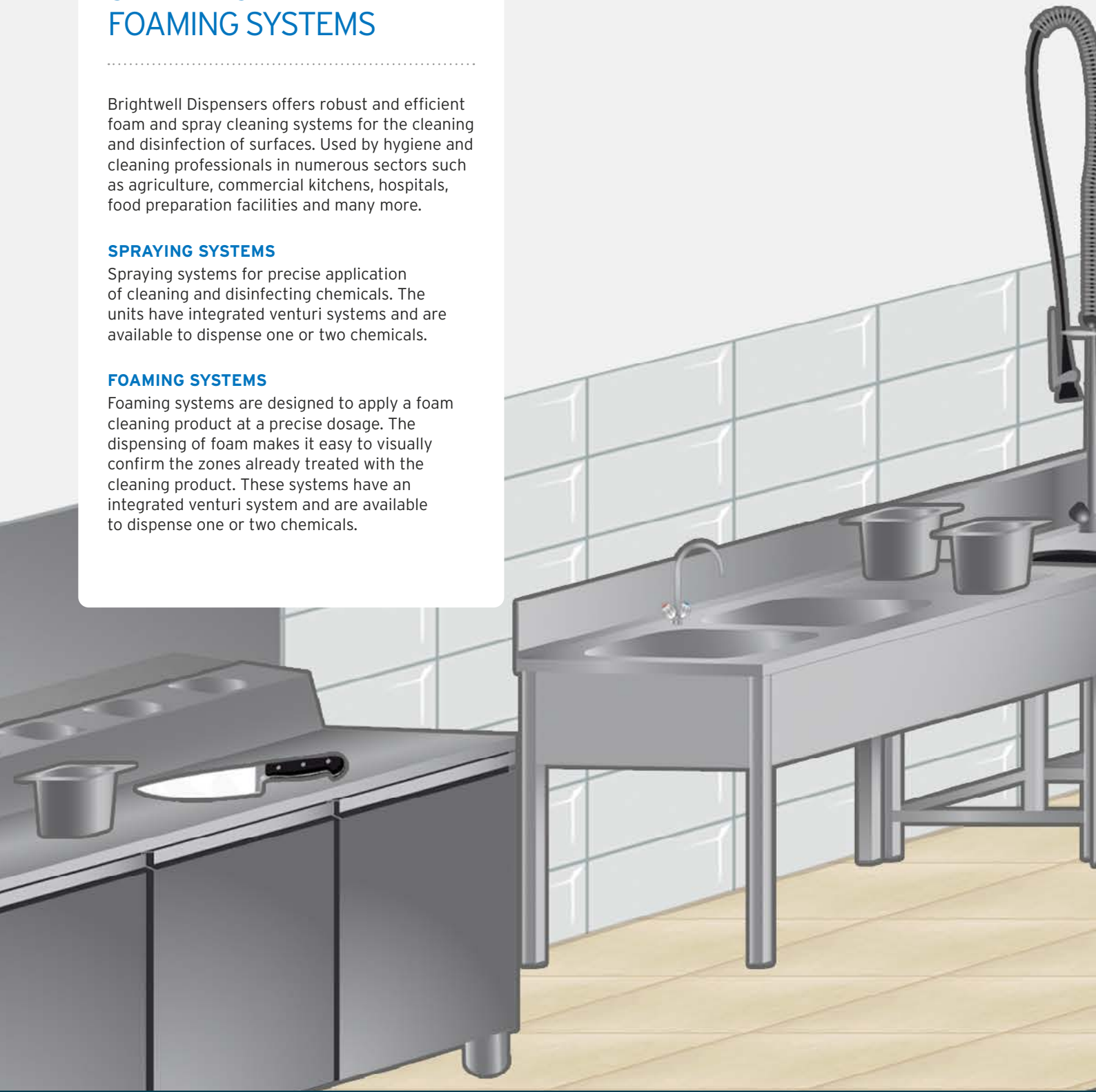
Brightwell Dispensers offers robust and efficient foam and spray cleaning systems for the cleaning and disinfection of surfaces. Used by hygiene and cleaning professionals in numerous sectors such as agriculture, commercial kitchens, hospitals, food preparation facilities and many more.

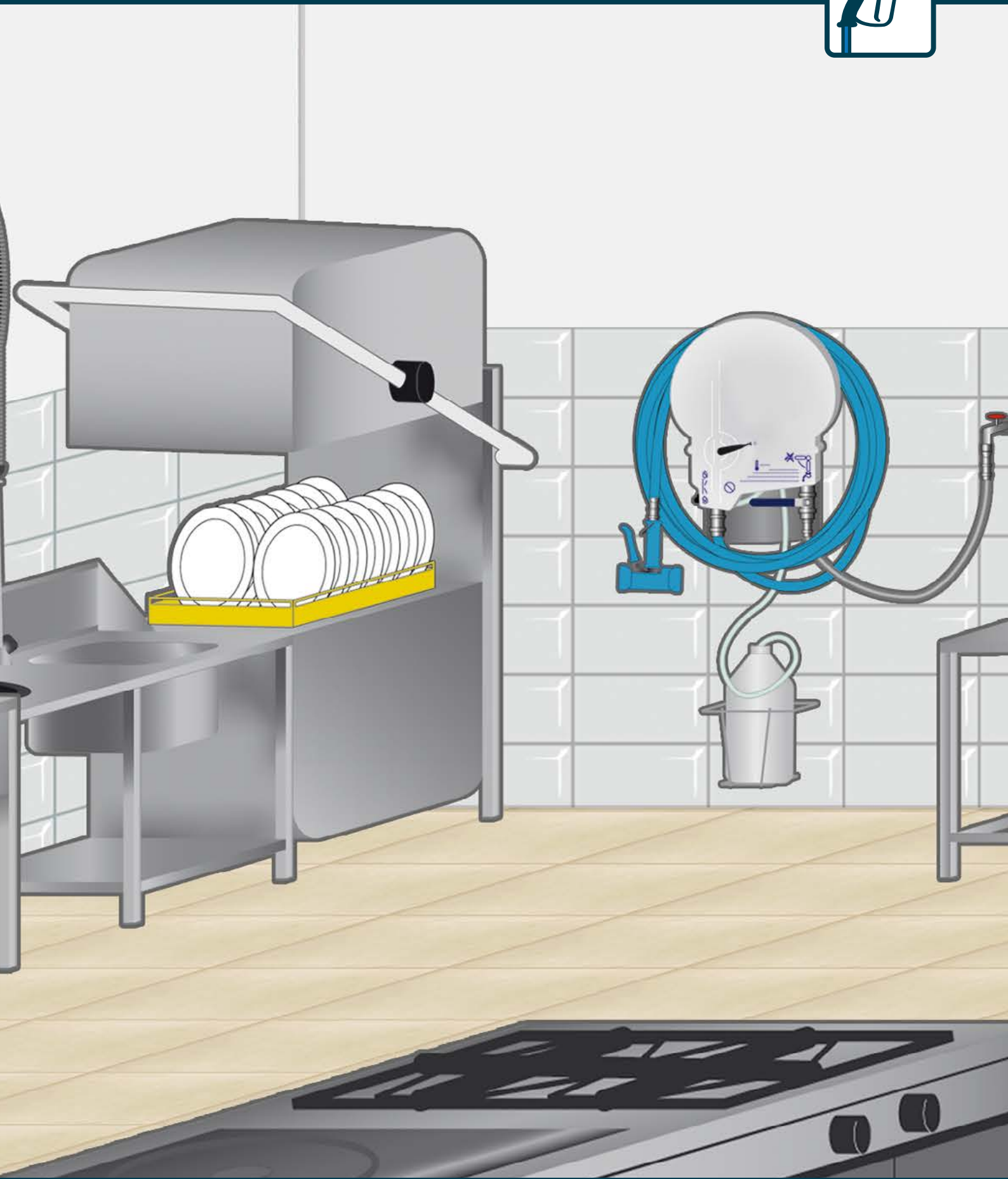
SPRAYING SYSTEMS

Spraying systems for precise application of cleaning and disinfecting chemicals. The units have integrated venturi systems and are available to dispense one or two chemicals.

FOAMING SYSTEMS

Foaming systems are designed to apply a foam cleaning product at a precise dosage. The dispensing of foam makes it easy to visually confirm the zones already treated with the cleaning product. These systems have an integrated venturi system and are available to dispense one or two chemicals.





THE PRODUCT RANGE

SPRAYING SYSTEMS



PAGE 57
ECOSPRAYER

1 CHEMICAL



PAGE 59
ECOSPRAY STATION

1 CHEMICAL



PAGE 61
ACCESSORIES



PAGE 58
ECOSPRAY BASIC STATION

1 CHEMICAL



PAGE 60
ECOSPRAY STATION

2 CHEMICALS

FOAMING SYSTEMS



PAGE 62
ECOFOAMER

1 CHEMICAL



PAGE 64
ECOFOAM STATION

2 CHEMICALS



PAGE 63
ECOFOAM STATION

1 CHEMICAL



PAGE 65
ACCESSORIES



SPRAY SYSTEMS FOR SURFACE CLEANING

ECOSPRAYER

With the **ECOSPRAYER**, small and medium-sized surfaces can be easily cleaned. The unit is easy to operate thanks to its practical handle and a gun with a rotating connector. Used by hygiene and cleaning professionals in numerous sectors such as agriculture, commercial kitchens, hospitals, food preparation facilities and many more.

KEY FEATURES

- Quick and easy to use
- Robust and ergonomic design
- Polypropylene moulded housing
- Backflow prevention with double check valve
- Venturi system integrated in the lid
- Stainless steel nozzle for optimal spray pattern
- Optional rinse lance is available



ECOSPRAYER

- Dispenses one chemical
- Has a receptacle with a capacity of either 1L or 2.5L
- Different hose lengths are available (standard length 12.5m or 25m)
- Requires a mains water connection

SPECIFICATIONS: ECOSPRAYER

APPLICATION	For cleaning and disinfection of small surfaces to medium sized
OPERATION	Easy operation with spray gun
INSTALLATION	Minimum water pressure: 1.5 bar; use with cold water only (less than 30°C) Maximum water pressure: 8 bar
DILUTION	Dilution ratio is selected with supplied metering tips
DIMENSIONS AND WEIGHT (APPROX.)	Height: 216mm, Width: 365mm, Depth: 150mm Weight: 1.2kg

SPRAY SYSTEMS FOR SURFACE CLEANING

ECOSPRAY BASIC STATION 1 CHEMICAL

A complete spraying system for cleaning and disinfecting surfaces. Used by hygiene and cleaning professionals in numerous sectors such as agriculture, commercial kitchens, hospitals, food preparation facilities and many more.



**ECOSPRAY BASIC
STATION WITH DINGA GUN**

KEY FEATURES

- Robust and ergonomic design
- Backflow prevention systems available for various countries (DC, CA, BA)
- PVDF bypass venturi injector with integrated non-return valve
- Available with Dinga and Ergo spray guns
- Retractable hose reel available



**ALSO AVAILABLE
WITH ERGO GUN**

ECOSPRAY BASIC STATION 1 CHEMICAL

- Dispenses one chemical
- AVAILABLE WITH:**
- 5L, 10L or 25L stainless steel canister holder (optional)
 - Various hose lengths are available (10m to 30m; 5m increments)
 - 3 or 4 wheeled stainless steel trolley available
 - Spray lances available in 25cm, 50cm and 110cm lengths

SPECIFICATIONS: ECOSPRAY BASIC STATION 1 CHEMICAL

APPLICATION	For cleaning and disinfection of surfaces
OPERATION	Easy to operate with spray gun
INSTALLATION	Minimum water pressure: 1.5 bar; maximum water pressure: 8 bar; max. suction height 2m Maximum water pressure: 8 bar
DILUTION	Dilution ratio is selected with supplied metering tips
BRANDING	The dispensers can be branded with your company name or logo*
DIMENSIONS AND WEIGHT (APPROX.)	Height: 500mm, Width: 315mm, Depth: 120.5mm Weight: 8.4kg

*MOQ's apply



SPRAY SYSTEMS FOR SURFACE CLEANING

ECOSPRAY STATION 1 CHEMICAL

Complete system for cleaning and disinfecting surfaces. Used by hygiene and cleaning professionals in numerous sectors such as agriculture, commercial kitchens, hospitals, food preparation facilities and many more.



**ECOSPRAY STATION
WITH DINGA GUN**

KEY FEATURES

- Robust and ergonomic design
- Polypropylene moulded housing
- Backflow prevention systems available for various countries (DC, CA, BA)
- PVDF bypass venturi injector with integrated non-return valve
- Available with Dinga and Ergo spray guns
- Retractable hose reel available
- Also available in a stainless steel version



**ALSO AVAILABLE
WITH ERGO GUN**

ECOSPRAY STATION 1 CHEMICAL

- Dispenses one chemical

AVAILABLE WITH:

- 5L, 10L or 25L stainless steel canister holder (optional)
- Various hose lengths are available (10m to 30m; 5m increments)
- 3 or 4 wheeled stainless steel trolley available
- Spray lances available in 25cm, 50cm and 110cm lengths

SPECIFICATIONS: ECOSPRAY STATION 1 CHEMICAL

APPLICATION	For cleaning and disinfection of surfaces
OPERATION	Easy to operate with spray gun
INSTALLATION	Minimum water pressure: 1.5 bar; maximum water pressure: 8 bar; max. suction height 2m Maximum water pressure: 8 bar
DILUTION	Dilution ratio is selected with supplied metering tips
BRANDING	The dispensers can be branded with your company name or logo*
DIMENSIONS AND WEIGHT (APPROX.)	Height: 478mm, Width: 342mm, Depth: 94mm Weight: 2.6kg

SPRAY SYSTEMS FOR SURFACE CLEANING

ECOSPRAY STATION 2 CHEMICALS

Complete system for cleaning and disinfecting surfaces. Used by hygiene and cleaning professionals in numerous sectors such as agriculture, commercial kitchens, hospitals, food preparation facilities and many more.



ECOSPRAY STATION
WITH DINGA GUN

KEY FEATURES

- Robust and ergonomic design
- Polypropylene moulded housing
- Backflow prevention systems available for various countries (DC, CA, BA)
- PVDF bypass venturi injector with integrated non-return valve
- Available with Dinga and Ergo spray guns
- Retractable hose reel is available
- Also available in a stainless steel version



ALSO AVAILABLE
WITH ERGO GUN

ECOSPRAY STATION 2 CHEMICALS

- Dispenses two chemicals

AVAILABLE WITH:

- 2 x 5L, 10L or 25L stainless steel canister holder (optional)
- Various hose lengths are available (10m to 30m; 5m increments)
- 3 or 4 wheeled stainless steel trolley available
- Spray lances available in 25cm, 50cm and 110cm lengths

SPECIFICATIONS: ECOSPRAY STATION 2 CHEMICALS

APPLICATION	For cleaning and disinfection of surfaces
OPERATION	Easy to operate with spray gun
INSTALLATION	Minimum water pressure: 1.5 bar; maximum water pressure: 8 bar; max. suction height 2m Maximum water pressure: 8 bar
DILUTION	Dilution ratio is selected with supplied metering tips
BRANDING	The dispensers can be branded with your company name or logo*
DIMENSIONS AND WEIGHT (APPROX.)	Height: 478mm, Width: 342mm, Depth: 94mm Weight: 2.6kg


*MOQ's apply



ACCESSORIES



METERING TIPS
Spare metering tips.



AUTOMATIC REEL

- Polypropylene: 10m
- Stainless steel: 20m



NON-RETURN VALVE
Non-return valves are available in EPDM and Viton.



STAINLESS STEEL TROLLEY
Stainless steel trolley with three or four wheels.



DINGA GUN
This original Dinga spray gun is made with a shock- and scuff resistant blue rubber casing which gives it a quality feel.



CAN HOLDER
Stainless steel can holder available for 5L, 10L or 25L.



ERGO GUN
Ergo Spray Gun with an ergonomic design for enhanced comfort.



HOSES
Various hose lengths are available: 10m to 30m; in 5m increments.



SPRAYING LANCES
Spray lances available in 25cm, 50cm, or 110cm length.

FOAM SYSTEMS FOR SURFACE CLEANING

ECOFOAMER

With the **ECOFOAMER**, small and medium-sized surfaces can be easily cleaned and disinfected. The unit is easy to handle thanks to its practical handle and rotating connector. Used by hygiene and cleaning professionals in numerous sectors such as agriculture, commercial kitchens, hospitals, food preparation facilities and many more.



KEY FEATURES

- Robust and ergonomic design
- Quick, easy to use and efficient
- Polypropylene moulded housing
- Compatible with most types of foaming products (alkaline or acidic)
- Integrated stainless steel nozzle exit offers a flat jet spray for optimum operation
- Venturi system integrated in the lid
- Requires access to mains water



ECOFOAMER

- Dispenses one chemical
- Has a receptacle with a capacity of 1 litre or 2.5 litres
- Different hose lengths are available (standard lengths 12.5m or 25m)
- Optional rinse lance available

SPECIFICATIONS: ECOFOAMER

APPLICATION	For cleaning and disinfection of surfaces with foam
OPERATION	Easy operation with foam gun
INSTALLATION	Minimum water pressure: 1.5 bar; cold water only (less than 30°C) Maximum water pressure: 8 bar
DILUTION	Dilution ratio is selected with supplied metering tips
DIMENSIONS AND WEIGHT (APPROX.)	Height: 386.5mm, Width: 365mm, Depth: 150mm Weight: 4.4kg



FOAM SYSTEMS FOR SURFACE CLEANING

ECOFOAM STATION 1 CHEMICAL

This unit is a cleaning and disinfection station designed to apply a foam product at a precise dosage. The dispensing of foam makes it possible to visually confirm the zones already treated with the cleaning product. It is mainly used in the food industry, hospital environments and commercial kitchens.

ECOFOAM STATION 1 CHEMICAL

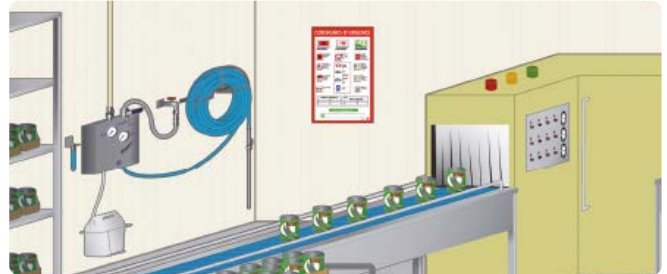


ECOFOAM STATION 1 CHEMICAL WITH RINSING FUNCTION



KEY FEATURES

- Requires a connection to an air supply and mains water
- Stainless steel housing
- Backflow prevention systems available for various countries (standard DC; optional CA, BA)
- Polypropylene venturi injector with integrated non-return valve (standard EPDM, optional Viton)
- With stainless steel canister holder (optional)



ECOFOAM STATION 1 CHEMICAL

- Dispenses one chemical
- Different hose lengths are available
- Optional rinse function available

SPECIFICATIONS: ECOFOAM STATION 1 CHEMICAL

APPLICATION	For cleaning and disinfection of surfaces with foam
OPERATION	Easy operation with foam gun
INSTALLATION	Minimum water pressure: 2 bar; maximum water pressure: 5.5 bar Minimum air pressure: 1.8 bar; maximum air pressure: 5 bar
DILUTION	Venturi system with metering tips. Dilution depending on chemical between 0.2 - 13%
BRANDING	The dispensers can be branded with your company name or logo*
DIMENSIONS AND WEIGHT (APPROX.)	Height: 478mm, Width: 342mm, Depth: 94mm Weight: 8.5kg

FOAM SYSTEMS FOR SURFACE CLEANING

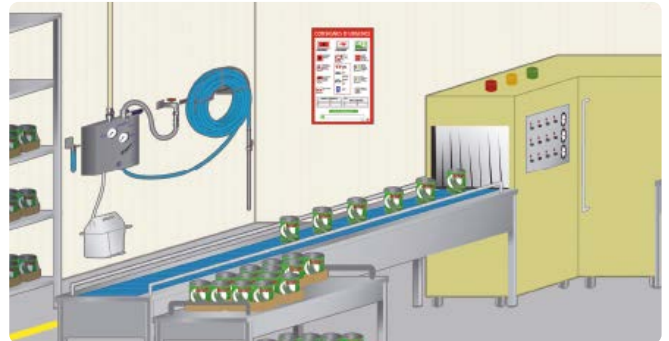
ECOFOAM STATION 2 CHEMICALS PLUS RINSING

This unit is a cleaning and disinfection station designed to choose from two foam products and has the option to use a rinsing function. The dispensing of foam makes it possible to visually confirm the zones already treated with the cleaning product. It is mainly used in the food industry, hospital environments and commercial kitchens.



KEY FEATURES

- Quick, easy and efficient to use
- Requires a connection to an air supply and mains water
- Produces foam and has the option for rinsing with water
- Stainless steel housing
- Backflow prevention systems available for various countries (standard CA; optional DC, BA)
- Polypropylene venturi injector with integrated non return valve (standard EPDM, optional Viton)



ECOFOAM STATION 2 CHEMICALS PLUS RINSING FUNCTION

- Dispenses two chemicals, with an option for 3 chemicals
- Integrated rinsing function, easy to use via selector handle
- Stainless steel canister holder available
- Various hose lengths are available

SPECIFICATIONS: ECOFOAM STATION 2 CHEMICALS PLUS RINSING

APPLICATION	For cleaning and disinfection of surfaces
OPERATION	Easy to use selection of chemical and application via foam gun
INSTALLATION	Minimum water pressure: 2 bar; maximum water pressure: 5.5 bar Minimum air pressure: 1.8 bar; maximum air pressure: 5 bar
DILUTION	Venturi system with metering tips. Dilution depending on chemical between 0.2 - 13%
BRANDING	The dispensers can be branded with your company name or logo*
DIMENSIONS AND WEIGHT (APPROX.)	Height: 303mm, Width: 337mm, Depth: 105mm Weight: 13kg

*MOQ's apply



ACCESSORIES



METERING TIPS

Spare metering tips.



STAINLESS STEEL TROLLEY

Stainless steel trolley with four wheels for **ECOFOAMER** with an integrated can holder.



DINGA GUN

This original Dinga spray gun is made with a shock- and scuff resistant blue rubber casing which gives it a quality feel.



CAN HOLDER

Stainless steel jerry can holder available for 5L, 10L or 25L.



ERGO GUN

Ergo Spray Gun with an ergonomic design for enhanced comfort.



HOSE HOLDER

Stainless steel hose holder in two models: 20m or 30m length hoses.



SPRAYING LANCES

Spray lances available in 25cm, 50cm, or 110cm length.



HOSES

Various hose lengths are available: 10m to 30m; in 5m increments.

DISHWASH DOSING SYSTEMS

Reliable and efficient chemical dosing systems ensure that commercial dishwashers maintain optimal performance.

QUANTURA RANGE

Quantura is an innovative dishwash dosing range. It can be used for a wide variety of commercial dishwashers including glass, under-the-counter, single-tank and conveyor dishwashers.

BRIGHTLOGIC DISHWASH DOSING SYSTEM

A highly durable and easy-to-use dosing system that is ideal for crate or bottle washing.





THE PRODUCT RANGE

DISHWASH DOSING SYSTEMS

**PAGE 70**

QUANTURA 10 AND
QUANTURA 10+

SINGLE PERISTALTIC PUMP

**PAGE 71**

QUANTURA 200

**PAGE 71**

QUANTURA 200S

**PAGE 72**

QUANTURA 300

**PAGE 72**

QUANTURA 300S

**PAGE 74**

BRIGHTLOGIC IP INDUSTRIAL

**PAGE 75**

ACCESSORIES

**WATCH NOW**

SCAN THE QR CODE TO
FIND OUT MORE ABOUT
OUR QUANTURA RANGE




BENEFITS

Reliable and efficient chemical dosing systems help commercial dishwashers maintain optimal performance. Brightwell Dispensers offer innovative dishwash dosing systems that can be used for a wide variety of commercial dishwashers including glass, under-the-counter, single-tank and conveyor dishwashers.



EASY INSTALLATION

- Comprehensive online documentation
- Quick-start guide with every unit
- Pre-wired to speed up installation time (Quantura range only)
- Wall bracket mounting with an integrated spirit level (Quantura range only)



ADVANCED TECHNOLOGY

- Microprocessor controlled dosing technology for consistent and accurate dosing
- Intuitive programming interface with a wide range of configuration options
- Water-resistant, durable polypropylene enclosure
- Designed and tested for hard-working industrial environments
- Patented pump technology



MODERN DESIGN

- Professional, modern design
- Robust construction and no hard edges

QUANTURA 10 AND QUANTURA 10+ SINGLE CHEMICAL PERISTALTIC PUMP

The Quantura 10 and 10+ are single peristaltic pump systems for dosing one chemical either detergent or rinse-aid into a glass or under-the-counter dishwashers. Easy installation and configuration together with reliable tube fittings make this system the ideal dosing solution.



KEY FEATURES

- Intuitive and easy-to-use interface
- Quick configuration and set up
- Every pump is pre-wired to reduce installation time
- Wall bracket mounting with integrated spirit level
- Water resistant, durable cover
- Optional conductive probe attachment

TWO OPERATING VARIANTS ARE AVAILABLE:

QUANTURA 10: time and speed

QUANTURA 10+: time, speed, probe mode and remote dose mode

SPECIFICATIONS: QUANTURA 10 AND QUANTURA 10+

POWER	100-240V AC, 50/60Hz	
FLOW RATES*	Q10 Detergent flow rate: 10ml/min to 100ml/min Q10 Rinse aid flow rate: 5ml/min to 50ml/min	Q10+ Detergent flow rate: 15ml/min to 150ml/min Q10+ Rinse aid flow rate: 7ml/min to 70ml/min
OPERATING PRESSURES	Detergent: 1 bar Rinse aid: Up to 1.5 bar	
OPERATING MODES	Quantura 10: Time Mode, Speed Mode Quantura 10+: Time Mode, Speed Mode, Probe Mode	
PROBE	Conductive probe available for Quantura 10+	
CONTROL CIRCUITRY	Microchip Microprocessor	
SQUEEZE TUBE FITTINGS	Standard: Compression fittings	
MOTOR	24V DC	
APPROVALS	CE approved	
DIMENSIONS AND WEIGHT (APPROX.)	Height: 95mm; Width: 89mm; Depth: 100mm; Weight: 0.5kg	
IP RATING	IP55	
WARRANTY	1 year	

*Flow rates are subject to environmental and onsite conditions



QUANTURA 200 AND QUANTURA 200S

2 CHEMICALS PERISTALTIC PUMP

The Quantura 200 is a peristaltic pump dosing system for dosing dishwash detergent and rinse aid into a wide variety of commercial dishwashers including conveyor, hood and door type dishwashing machines. Providing the same features and specifications as the Quantura 200 system, the Quantura 200S dosing system is for customers who use a solid powder fed system. In place of the peristaltic detergent pump, the Quantura 200S has an electrically operated solenoid valve that works with a powder bowl system.

KEY FEATURES

- Easy installation and set up
- One system for Probe Mode, Probeless Conveyor Mode, Probeless Hood/Door Mode
- High-quality brushless DC motors
- Micro-processor controlled dosing
- Pump status lights and on/off indication light
- Special Pulsing Technology to achieve super low flow rates
- Full text LCD in nine different languages
- Secure access code option
- Optional conductive probe attachment
- De-lime (descaling) capability
- Pre-wired to speed up installation process
- Modular design allows an easy conversion from a two to three pump system
- Can be connected to the low-level alarm and suction lances



QUANTURA 200

- 2 peristaltic pumps system



QUANTURA 200S

- One electronically operated solenoid valve
- One peristaltic rinse pump

SPECIFICATIONS: QUANTURA 200 AND QUANTURA 200S

POWER	100-240V AC, 50/60Hz
FLOW RATES*	Detergent flow rate: 30ml/min to 250ml/min (BrightChem tube) Rinse aid flow rate: 3ml/min to 30ml/min (BrightChem tube)
OPERATING PRESSURE	Detergent: 1 bar / Rinse aid: Up to 3 bar
TRIGGER SIGNALS	24V to 240V (AC or DC), opto-isolated
OPERATING MODES	Probe Mode, Probeless Conveyor Mode, Probeless Hood/Door Mode
PROBE	Temperature compensated conductive probe
CONTROL CIRCUITRY	ST Micro ARM Cortex-M3 CPU microprocessor controlled. Security access codes
SQUEEZE TUBE FITTINGS	Standard: Compression fittings
MOTOR	Brushless 24V DC
SOLENOID VALVE	24V DC (Applicable for Quantura 200S)
APPROVALS	CE marked, Low Voltage Directive (LVD) 2014/35/EU EMC Directive 2014/30/EU. Machinery Directive 2006/42/EC CSA approved
DIMENSIONS AND WEIGHT (APPROX.)	Height: 210mm, Width: 183mm, Depth: 115mm, Weight: 2kg
WARRANTY	2 years
IP RATING	IP55
BUZZER	24V DC max. 500mA (10W)
MULTILINGUAL INTERFACE	Czech, Dutch, English, French, German, Italian, Polish, Spanish and Portuguese

*Flow rates are subject to environmental and onsite conditions

QUANTURA 300 AND QUANTURA 300S

Quantura 300 and Quantura 300S systems are suitable for dosing three chemicals; detergent, rinse aid and sanitiser into a wide range of commercial dishwashers including conveyor, hood and door type dishwashing machines. The three chemical system consists of Quantura 200 or 200S and an additional third peristaltic pump for dosing sanitiser. The third pump only works with Quantura 200 or 200S.



QUANTURA 300

- 3 peristaltic pumps



QUANTURA 300S

- 1 solenoid valve
- 2 peristaltic pumps

KEY FEATURES

- Easy installation and set up
- One system for Probe Mode, Probeless Conveyor Mode, Probeless Hood/Door Mode
- High-quality brushless DC motors
- Micro-processor controlled dosing
- Pump status lights and on/off indication light
- Special Pulsing Technology to achieve super low flow rates
- Full text LCD in nine different languages
- Secure access code option
- De-lime capability
- Pre-wired to speed up installation process
- Can be connected to the low-level alarm and suction lances

SPECIFICATIONS: QUANTURA 300 AND QUANTURA 300S

POWER	100-240V AC, 50/60Hz, Class II, Maximum power consumption: 42W
FLOW RATES*	Detergent flow rate: 30ml/min to 250ml/min (BrightChem tube) Rinse aid flow rate: 3ml/min to 30ml/min (BrightChem tube) Sanitiser flow rate: 6ml/min to 80ml/min (BrightChem tube)
OPERATING PRESSURE	Detergent: 1 bar / Rinse Aid: Up to 3 bar
TRIGGER SIGNALS	24V to 240V (AC or DC), opto-isolated
OPERATING MODES	Probe Mode, Probeless Conveyor Mode, Probeless Hood/Door Mode
PROBE	Temperature compensated conductive probe
CONTROL CIRCUITRY	ST Micro ARM Cortex-M3 CPU microprocessor controlled. Security access codes
SQUEEZE TUBE FITTINGS	Standard: Compression fittings
MOTOR	Brushless 24V DC
SOLENOID VALVE	24V DC (Applicable for Quantura 300S)
APPROVALS	CE marked, Low Voltage Directive (LVD) 2014/35/EU EMC Directive 2014/30/EU. Machinery Directive 2006/42/EC CSA approved
DIMENSIONS AND WEIGHT (APPROX.)	Height: 210mm, Width: 280mm, Depth: 115mm, Weight: 2kg
WARRANTY	2 years
IP RATING	IP55
BUZZER	24V DC max. 500mA (10W)
MULTILINGUAL INTERFACE	Czech, Dutch, English, French, German, Italian, Polish, Spanish and Portuguese

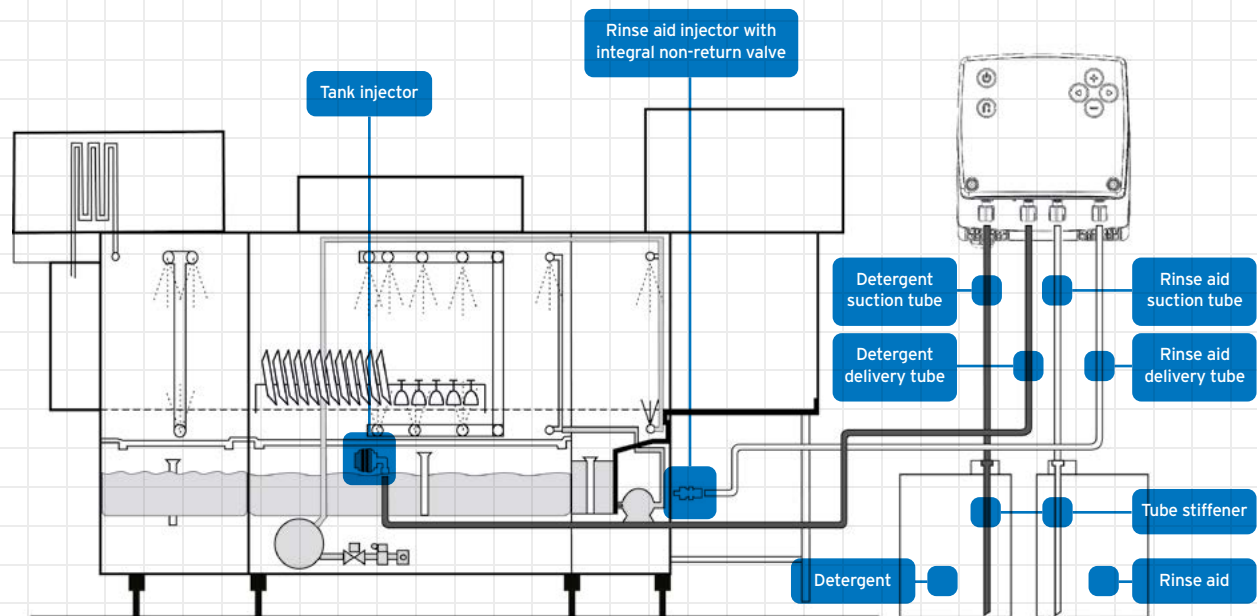
*Flow rates are subject to environmental and onsite conditions



APPLICATION EXAMPLES

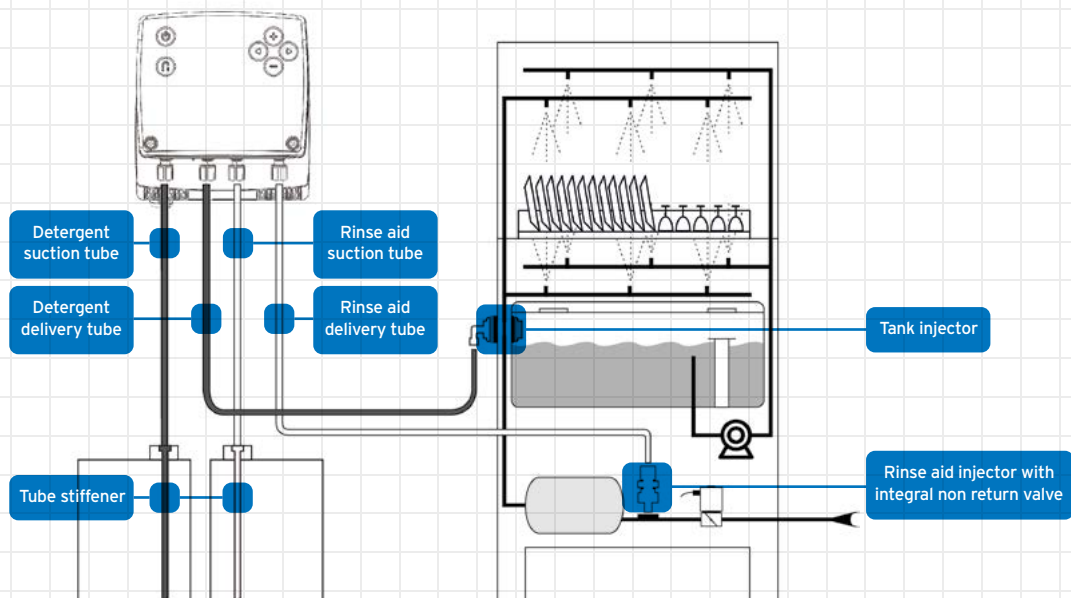
COMMERCIAL DISHWASHER APPLICATIONS EXAMPLE 1

Conveyor Commercial Dishwasher



COMMERCIAL DISHWASHER APPLICATIONS EXAMPLE 2

Hood/Door Commercial Dishwasher



BRIGHTLOGIC IP INDUSTRIAL DISHWASH PROCESS SYSTEM

The BrightLogic IP is ideal for crate, bottle washing, single-cycle dishwashers or conveyor machines. The system can dose up to three chemicals. You can choose a combination of high-flow or low-flow pumps up to a maximum of three. The first pump is always high-flow. The versatility of this system means it can work in cyclic mode, with conductive and inductive probes or by using the timed/signal mode.



KEY FEATURES

- Suitable for crate, bottle washing, single-cycle or conveyor machines
- Brushless motors ensure maximum return on your investment
- Turn off prime and pump stop facility
- Engineer's test screen that shows if signals are connected
- Volt free switch contacts
- Access codes for added security
- Enhanced multi-level programming
- Multilingual programming
- Option for brand promotion on enclosure
- With a maximum of three pumps you can mix and match the pump sizes to suit your application
- Also available with a membrane pump
- Modular design for up to three pumps

SPECIFICATIONS: BRIGHTLOGIC IP

VOLTAGE / FREQUENCY	100-240V AC / 50-60Hz
CURRENT	0.15A (@240v)
POWER	36W
SIGNAL SUPPLY	12-240V AC or DC
OUTPUTS	24V DC, Buzzer/Lamp 24V DC 500Ma, (10W) max
FLOWRATE*	10mm Brightchem (maximum @100% 870ml/min) (minimum @40% 285ml/min) 3mm Brightchem (maximum @100% 35ml/min) (minimum @20% 3.5ml/min)
TUBE OPTIONS	Grey-Silicone, Brightchem, Norprene
CONTROL CIRCUITRY	Microprocessor controller with 16 x 2 LCD display, programing via five key external keypad, security access code
MOTOR	24V DC, 600mA with 60RPM gearbox
ENCLOSURE	Glass-filled polypropylene IP45
APPROVALS	<ul style="list-style-type: none"> • EMC 89/336/EEC • EN61000-6-2:2005 • EN61000-6-3:2007 • LVD72/23/EEC • EN60335-1:2002+A2:2006
DIMENSIONS AND WEIGHT (APPROX.)	Height: 285mm; Width: 153mm; Depth: 140mm Weight: 1.6kg

*Flow rates are subject to environmental and onsite conditions



DISHWASH ACCESSORIES



TUBING

Peristaltic pump tubes are critical to the performance of any dosing system. All BrightLogic tubes are fitted with barbed connectors and quick couplings are available. We offer a variety of tube materials and tube connectors to best suit your installation.



CONDUCTIVE PROBE

Monitor and control the detergent level in the dishwasher with our temperature compensated conductive probe. The conductive probe consists of electrodes which are in direct contact with the detergent solution. The conductivity measured between the electrodes is directly proportional to the detergent concentration of the solution, allowing automatic control of accurate detergent dosing.



INSTALLATION KIT

A range of installation accessories can be provided to help with installation.



HANGING BRACKETS

Hanging brackets keep containers off the floor and facilitate easier floor maintenance. Each bracket supports up to a 5L container.



SUCTION LANCE

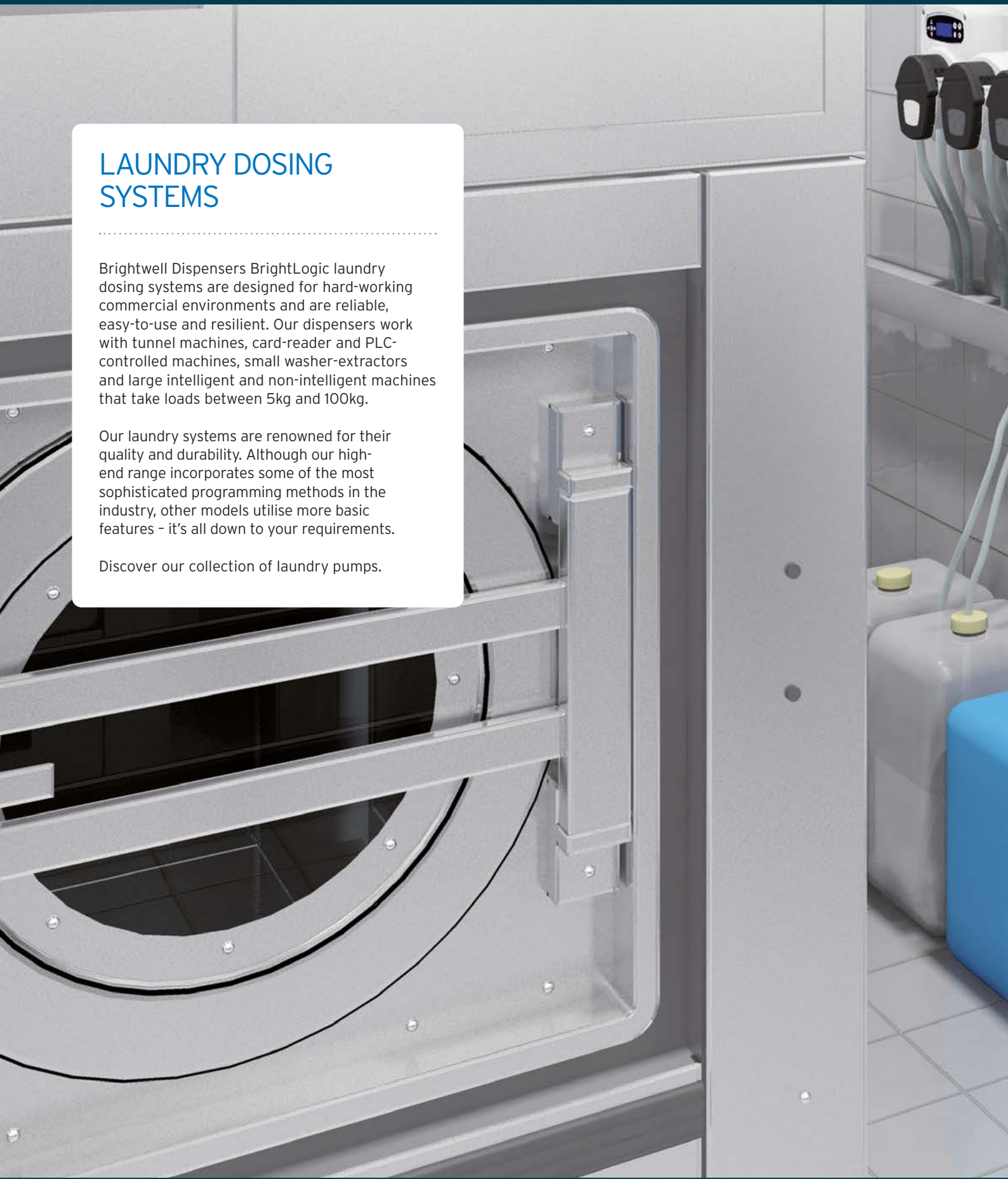
The suction lance allows you to safely manage your chemical usage. When connected to the dosing system or low-level alarm module, it sounds a buzzer when the chemical reaches a critically low level.

LAUNDRY DOSING SYSTEMS

Brightwell Dispensers BrightLogic laundry dosing systems are designed for hard-working commercial environments and are reliable, easy-to-use and resilient. Our dispensers work with tunnel machines, card-reader and PLC-controlled machines, small washer-extractors and large intelligent and non-intelligent machines that take loads between 5kg and 100kg.

Our laundry systems are renowned for their quality and durability. Although our high-end range incorporates some of the most sophisticated programming methods in the industry, other models utilise more basic features - it's all down to your requirements.

Discover our collection of laundry pumps.





THE PRODUCT RANGE

BRIGHTLOGIC LAUNDRY DOSING SYSTEMS



PAGE 80
BRIGHTLOGIC
ON-PREMISE LAUNDRY
DOSING SYSTEM



PAGE 82
BRIGHTLOGIC
HIGH-FLOW LAUNDRY
DOSING SYSTEM



PAGE 84
BRIGHTLOGIC
MEMBRANE PUMP



PAGE 86
Q10+ REMOTE DOSE
LAUNDRY PUMP



PAGE 87
SUCTION LANCES



PAGE 87
LOW-LEVEL CHEMICAL ALARM



PAGE 88
MANIFOLD




PAGE 88
FORMULA SELECT MODULE



TECHNOLOGIES

Brightwell Dispensers advanced and unique laundry dosing systems are created for hard-working environments.



HIGH-TECH PCB BOARDS

Our high-tech PCB boards are designed and manufactured in-house using the highest grade components and latest technology.

- Resettable fuse
- Opto isolated signal inputs
- Power Supply 100V-240V
- Signal 12-240V AC/DC
- One board for all unit types
- Protected output transistor
- RS485 Communication



ADVANCED MECHANICAL DESIGN

Advanced mechanical design together with quality, reliable components maximise tube life and accuracy.

- Brushless motor for longer life
- Space-saving double pump head configuration exclusive to Brightwell
- Support bearing ensures an accurate flow



EASY TUBE REPLACEMENT

No need for tools, the pump configuration allows the tube to be replaced with just a couple of clicks.

- No tools required
- Quick and easy
- Minimal cost
- Safety release clamp technology



RANGE OF TUBE TYPES TO SUIT ANY CHEMICAL

We provide a variety of tubes to suit any chemical type.

- Super-resistant co-extruded tube
- Quick and easy connections
- Available in Silicone, Brightchem and EPDM



COMPUTER SOFTWARE & USB BLUETOOTH COMMUNICATION

Programming or retrieving data from the BrightLogic laundry systems is easy when using our computer software. Create up to 20 programmes, control the dosage and receive reports in minutes using wifi, Bluetooth and USB. With the software, you have total control of your BrightLogic unit with connection to your laptop (Microsoft OS only). The software is available as a free download from our website: www.brightwell.co.uk.

BRIGHTLOGIC ON-PREMISE LAUNDRY DOSING SYSTEM

The BrightLogic On-Premise Laundry dosing systems (OPL) allow you to dose from 1 to 10 chemicals with a flow rate of up to 285ml* per minute. The space-saving patented double pump head is easy to install and maintain thanks to the quick-tube-change configuration. Suitable for both intelligent and non-intelligent washing machines up to 35kg, they can be used in relay mode or with a formula select programmer.

The laundry dosing systems are available in 2, 4, 6, 8 and 10 pump versions, however, you can easily upgrade to a unit with a plug-and-play pump module.

*Flow rate tested with water using Brightchem tube, under laboratory conditions

WL2



WL4



WL6



HARDWARE FEATURES


- Advanced PCB hardware
- Brushless motors
- 16 x 4 character illuminated screen
- Wireless, USB, Bluetooth communications
- Configure any combination 2-10 pumps
- Easy add-on pump configuration
- Full speed control on all pumps
- Full range of accessories to suit your installation
- Formula select module available for easy access to programme selection
- Independently CE and UL approved

SOFTWARE FEATURES

- Prime and stop pumps from the formula select module
- Bespoke access codes and screen text
- Twenty programmes as standard
- Chemical usage report including selectable date and time range feature
- Engineer's test screen to view signal inputs
- Auto formula select setting
- Multilingual programming
- Free programming software
- Relay mode setting
- Branding options available**

- End user does not have to touch the system
- Easy to use for end user

**MOQ's apply



TECHNICAL SPECIFICATIONS

	2 PUMP BRIGHTLOGIC SYSTEM	4-10 PUMP BRIGHTLOGIC SYSTEM
VOLTAGE / FREQUENCY	100-240V AC / 50-60Hz	100-240V AC / 50-60Hz
CURRENT	L2: 0.4A (100V) - 0.14A (240V)	L4: 0.46A (100V) - 0.16A (240V) L6: 0.8A (100V) - 0.27A (240V) L8: 1.14A (100V) - 0.38mA (240V) L10: 1.48A (100V) - 0.50A (240V)
POWER	L2: 36W	L4: 41W L6: 71W L8: 102W L10: 133W
SIGNAL SUPPLY	12-240V AC or DC	12-240V AC or DC
OUTPUTS	Flush Valve 24V DC, 1.25A (10W) max Buzzer/Lamp 24V DC 500Ma, (10W) max	Flush Valve 24V DC, 1.25A (10W) max Buzzer/Lamp 24V DC 500Ma, (10W) max
FLOWRATE*	6mm BrightChem max (100%) 285ml per/min (Using water) 6mm BrightChem min (30%) 70ml per/min (Using water)	6mm BrightChem max (100%) 285ml per/min (Using water) 6mm BrightChem min (30%) 70ml per/min (Using water)
TUBE OPTIONS	Grey-Silicone Brightchem EDPM Viton	Grey-Silicone Brightchem EDPM Viton
CONTROL CIRCUITRY	16 x 4 illuminated LCD display, Programming via 9 external keypad keys, Security access code	16 x 4 illuminated LCD display, Programming via 9 external keypad keys, Security access code
MOTOR	Brushless 24V DC, 600mA	Brushless 24V DC, 600mA
ENCLOSURE	Glass-Filled Polypropylene IP45	Glass-Filled Polypropylene IP45
INSTALLATION KIT	Available on request	Available on request
APPROVALS	EMC89/336/EEC EN61000-6-4:2007 LVD72/23/EEC EN60335-1:2002+A2:2006	EMC89/336/EEC EN61000-6-4:2007 LVD72/23/EEC EN60335-1:2002+A2:2006
DIMENSIONS (MM) (H X W X D) (APPROX.)	L2 - 285 x 190 x 166	L4 - 266 x 285 x 166 L6 - 266 x 425 x 166 L8 - 266 x 565 x 166 L10 - 266 x 705 x 166
WEIGHT (APPROX.)	L2 - 2kg	L4 - 3.55kg L6 - 5.20kg L8 - 6.31kg L10 - 7kg

*Flow rate tested with water using BrightChem tube under laboratory conditions.

COMMERCIAL LAUNDRY BRIGHTLOGIC HIGH-FLOW LAUNDRY DOSING SYSTEM

The BrightLogic High-Flow Laundry Dosing Systems for industrial laundries can dose from 1 to 10 chemicals with a flow rate of up to 870ml* per minute.

The high-flow pumps can be mixed with On-Premise Laundry dosing pumps to suit various dosing needs. They are compatible with both intelligent and non-intelligent machines up to 100kg** and can be used in relay mode or with a Formula Select Module.

*Flow rate tested with water using BrightChem tube under laboratory conditions.
** Depending on ml/kg.

WH3



WH5



10 PUMP CONTROLLER

If you need a higher flow rate than 1000ml per minute, the 10 pump controller features all the same software and features of the BrightLogic system. It allows you to connect any OEM pump with a 24V, 110V, 230V power supply.

HARDWARE FEATURES

- Advanced PCB hardware
- Brushless motors
- 16 x 4 character illuminated screen
- Wireless, USB, Bluetooth communications
- Configure any combination 1-10 pumps
- Easy add-on pump configuration
- Full speed control on all pumps
- Full range of accessories to suit your installation
- Formula select module available for easy access to programme selection
- Independently CE and UL approved

SOFTWARE FEATURES

- Programme formula select module with wash cycle names
- Prime and stop pumps from the formula select module
- Bespoke access codes and screen text
- Twenty programmes as standard
- Chemical usage report including selectable date and time range feature
- Engineers test screen to view signal inputs
- Auto formula select setting
- Multilingual programming
- Free programming software
- Relay mode setting
- Branding options available***



TECHNICAL SPECIFICATIONS

	HIGH FLOW LAUNDRY DOSING SYSTEM	
VOLTAGE / FREQUENCY	100-240V AC / 50-60Hz	
CURRENT	WH1: 0.16A WH2: 0.28A WH3: 0.42A WH4: 0.55A WH5: 0.7A	WH6: 0.85A WH7: 0.97A WH8: 1.08A WH9: 1.22A WH10: 1.36A
POWER	WH1: 0.16A WH2: 0.28A WH3: 0.42A WH4: 0.55A WH5: 0.7A	WH6: 0.85A WH7: 0.97A WH8: 1.08A WH9: 1.22A WH10: 1.36A
SIGNAL SUPPLY	12-240V AC or DC	
OUTPUTS	Flush Valve 24V DC, 1.25A (10W) max Buzzer/Lamp 24V DC 500Ma, (10W) max	
FLOWRATE*	10mm BrightChem max (100%) 870ml per/min (Using water) 10mm BrightChem min (30%) 285ml per/min (Using water)	
TUBE OPTIONS	BrightChem Grey-Silicone EPDM	
CONTROL CIRCUITRY	16 x 4 illuminated LCD display, Programming via 9 external keypad keys, Security access code	
MOTOR	Brushless 24V DC, 600mA	
ENCLOSURE	Glass-Filled Polypropylene IP45	
INSTALLATION KIT	Available on request	
APPROVALS	EMC89/336/EEC EN61000-6-4:2007 LVD72/23/EEC EN60335-1:2002+A2:2006	
DIMENSIONS (MM) (H X W X D) (APPROX.)	WH1: H 285 x W 185 x D 135 WH2: H 285 x W 370 x D 135 WH3: H 285 x W 555 x D 135 WH4: H 285 x W 730 x D 135 WH5: H 285 x W 915 x D 135	WH6: H 285 x W 1090 x D 135 WH7: H 285 x W 1275 x D 135 WH8: H 285 x W 1450 x D 135 WH9: H 285 x W 1635 x D 135 WH10: H 285 x W 1810 x D 135
WEIGHT (APPROX.)	WH2: 3.5 kg WH3: 6.5 kg WH4: 7.4 kg WH5: 8.3 kg WH6: 12 kg	WH7: 13 kg WH8: 14 kg WH9: 15 kg WH10: 16 kg

*Flow rate tested with water using BrightChem tube under laboratory conditions.

COMMERCIAL LAUNDRY

MEMBRANE PUMP

The BrightLogic membrane pump is a laundry dosing system, which has been designed to deliver excellent flowrate consistency, even with highly viscous products.

The membrane pump is self-priming and requires limited maintenance as no peristaltic tube changes are needed, resulting in cost-savings.

SINGLE PUMP



THREE PUMPS



SIX PUMPS



HARDWARE FEATURES

- Advanced PCB hardware
- Brushless motors
- 16 x 4 character illuminated screen
- Wireless, USB, Bluetooth communications
- Configure any combination 1-10 pumps
- Easy add-on pump configuration
- Full speed control on all pumps
- Full range of accessories to suit your installation
- Formula select module available for easy access to programme selection
- Independently CE and UL approved

SOFTWARE FEATURES

- Programme formula select module with wash cycle names
- Prime and stop pumps from the formula select module
- Bespoke access codes and screen text
- Twenty programmes as standard
- Chemical usage report including selectable date and time range feature
- Engineers test screen to view signal inputs
- Auto formula select setting
- Multilingual programming
- Free programming software
- Relay mode setting
- Branding options available*

	MAX FLOW RATE	MATERIALS	CONNECTIONS	COMPATIBILITY	IP RATING
MEMBRANE PUMP	1.5 L/min (water) 1.0 L/min (viscous product)	Valve: Viton Extreme Viton EPDM	BSP or NPT 3/8" female thread allows for 3rd party hose tails or quick-couplings	BrightLogic Laundry range	IP44

*MOQ's apply



TECHNICAL SPECIFICATIONS

	MEMBRANE PUMP	
VOLTAGE / FREQUENCY	100-240V AC / 50-60Hz	
CURRENT @ 265V	WHD1: 0.16A WHD2: 0.32A WHD3: 0.48A WHD4: 0.64A WHD5: 0.81A	WHD6: 0.98A WHD7: 1.06A WHD8: 1.13A WHD9: 1.38A WHD10: 1.62A
POWER	WHD2: 72W WHD3: 108W WHD4: 144W WHD5: 180W WHD6: 216W	WHD7: 252W WHD8: 288W WHD9: 324W WHD10: 360W
SIGNAL SUPPLY	12-240V AC or DC	
OUTPUTS	Flush Valve 24V DC, 1.25A (10W) max Buzzer/Lamp 24V DC 500Ma, (10W) max	
FLOWRATE*	max (100%) 1500ml per/min (Using water) min (30%) 570ml per/min (Using water)	
CONTROL CIRCUITRY	16 x 4 illuminated LCD display, Programming via 9 external keypad keys, Security access code	
MOTOR	Brushless 24V DC, 600mA	
ENCLOSURE	Glass-Filled Polypropylene IP45	
INSTALLATION KIT	Available on request	
APPROVALS	EMC89/336/EEC EN61000-6-4:2007 LVD72/23/EEC EN60335-1:2002+A2:2006	
DIMENSIONS (MM) (H X W X D) (APPROX.)	WH1: H 285 x W 185 x D 135 WH2: H 285 x W 370 x D 135 WH3: H 285 x W 555 x D 135 WH4: H 285 x W 730 x D 135 WH5: H 285 x W 915 x D 135	WH6: H 285 x W 1090 x D 135 WH7: H 285 x W 1275 x D 135 WH8: H 285 x W 1450 x D 135 WH9: H 285 x W 1635 x D 135 WH10: H 285 x W 1810 x D 135
WEIGHT (APPROX.)	H1: 4 kg H2: 4.5 kg H3: 8 kg H4: 9.4 kg H5: 10.8 kg	H6: 15 kg H7: 16.5 kg H8: 18 kg H9: 19.5 kg H10: 21 kg



WHAT IS A MEMBRANE PUMP?

A membrane pump, also known as a diaphragm pump, uses the movement of a membrane and two valves to pump chemical. Asymmetric umbrella check valves allow directional flow through the pump.

Due to their design, membrane pumps generally display good suction characteristics and can handle relatively viscous chemicals. With a 70mm effective diameter and 5mm stroke length, Brightwell Dispensers membrane can pump up to 1.5L/min.**

*Flow rate tested with water using BrightChem tube under laboratory conditions.

**Tested in laboratory with water. Further tests show a flow rate of 1000ml/min with a viscous product (viscosity 250cps).

Q10+ REMOTE DOSE LAUNDRY PUMP

SINGLE PERISTALTIC PUMP

Quantura Q10+ Remote Dose is Brightwell Dispensers single peristaltic pump system for dosing one chemical to top-load laundry machines. Easy installation and configuration with reliable tube fittings make this system the ideal dosing solution.



KEY FEATURES

- Full load and half load button activation
- LED's to indicate pump status: green - full load wash, yellow - half load wash, blue - in prime mode, red - unit is locked
- Adjustable lock out time (2-60 minutes), red LED light illuminates when locked out to prevent overdosing
- Adjustable full load run time (1-180 seconds)
- Adjustable pump delay time (0-20 minutes), LED light flashes to indicate that it is in delay mode
- Optional prime feature
- The Q10+ can be used for dishwash dosing, when the remote is removed, allowing time, speed and probe mode option
- Easy fit, plug and play handset with 5m cord
- Relay mode operation when the handset is not connected
- Every pump is pre-wired to reduce installation time



SPECIFICATIONS: SINGLE PERISTALTIC PUMP


POWER	100-240V AC, 50/60 Hz
CONTROL CIRCUITRY	Microchip microprocessor
MOTOR	24V DC
FITTINGS	1/4" compression fittings with 1/4" barbed adaptor
APPLICATION	A variety of laundry machines, e.g. top load machines
APPROVALS	CE approved
DIMENSIONS AND WEIGHT (APPROX.)	Height: 95mm, Width: 89mm, Depth: 101mm Weight 1kg
IP RATING	IP55



LAUNDRY ANCILLARIES

SUCTION LANCES

Our suction lance allows you to distribute up to three dosing units from one chemical drum. When connected to the BrightLogic alarm system it will sound a buzzer when the chemical reaches a critically low level.



KEY FEATURES

- Available for 10L, 25L, 60L, 200L drums
- Three tubes feed up to three different dosing systems
- An adjustable cap slides up and down the wand allowing you to set the required height for your chemical container
- A float switch assembly calculates precise measurement of your chemical levels

SPECIFICATIONS: SUCTION LANCES

OPTIONS	375mm for 10 litre drum (2 supply tubes)
	450mm for 20 litre and 25 litre drum (3 supply tubes)
	750mm for 60 litre drum (3 supply tubes)
	1100mm for 200 litre drum (3 supply tubes)
ENCLOSURE	Polypropylene casing PVC tube (8 x 14mm reinforced)
DIMENSIONS (MM) (APPROX.)	Length: 375mm (neck diameter: 38mm)
	Length: 450mm (neck diameter: 45mm)
	Length: 750mm (neck diameter: 45mm)
	Length: 1100mm (neck diameter: 45mm)
ACCESSORIES	6mm x 8mm tube connectors 8mm x 8mm tube connectors 10mm x 8mm tube connectors

LOW-LEVEL CHEMICAL ALARM

Connected to a dosing unit, or with its own power supply, the BrightLogic low-level alarm will monitor the level of up to 10 chemicals. It will trigger a buzzer or a flashing light to alert the laundry staff if a chemical is about to run out.

An external alarm module with a 90db level from 30cm can be connected to the alarm module for use in extremely noisy environments.



SPECIFICATIONS: LOW-LEVEL CHEMICAL ALARM

VOLTAGE / FREQUENCY	100-240V AC / 50-60 Hz
CURRENT	0.11A (@240V)
POWER	30W
OUTPUTS	External Alarm Output 0V - 230V
OPTIONS	BrightLogic add on version External alarm & buzzer
ENCLOSURE	Glass-Filled Polypropylene IP44
APPROVALS	EMC89/336/EEC
	N61000-6-3:2007
	EN61000-6-2:2007
	LVD72/23/EEC EN60335-1
DIMENSIONS (APPROX.)	Height: 180mm, Width: 135mm, Depth: 88mm
WEIGHT (APPROX.)	0.5kg

LAUNDRY ANCILLARIES

LAUNDRY MANIFOLD

The flush manifold uses water pressure to pump your laundry chemicals over a long distance.



KEY FEATURES

- Modular design allows for easy upgrades
- Easy installation and maintenance
- Ability to mix low and highflow pumps
- Inlet connectors are made from PVDF, one of the most resilient chemical materials on the market
- Compact packaging which allows more units per carton, reducing logistical costs



*MOQ's apply

FORMULA SELECT

MODULE

The BrightLogic Formula Select Module (or programmer) is small but perfectly formed. With its clear backlit screen, the laundry operative can comfortably select the required wash programme with ease. Simple maintenance can be performed from the formula select too, as engineers can easily stop and prime the pumps from the unit.



KEY FEATURES

- Modular design allows for easy upgrades
- Clear backlit screen
- Easy installation and maintenance
- Compact packaging which allows more units per carton, reducing logistical costs
- Splash proof enclosure

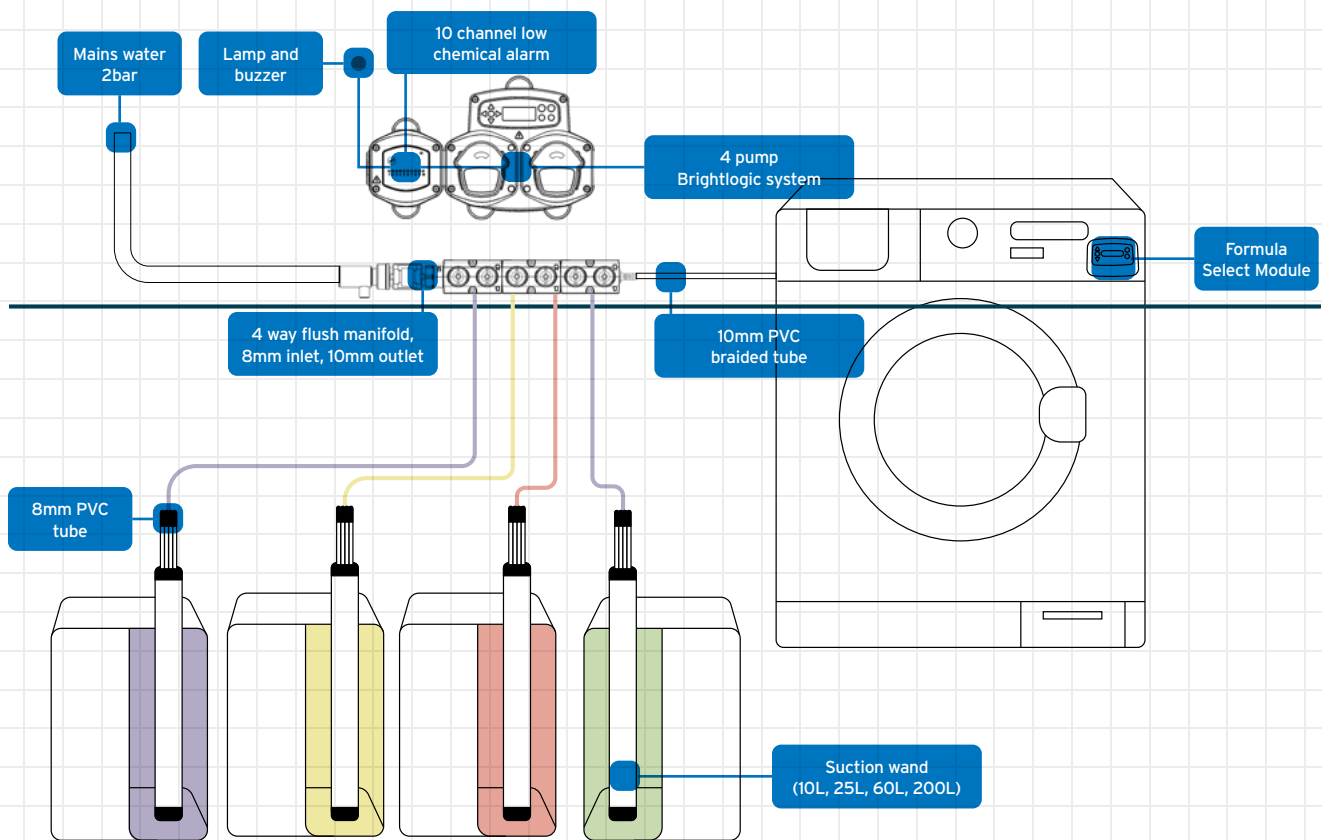
SPECIFICATIONS: FORMULA SELECT MODULE

INSTALLATION	Simple to install during initial system install or retro-fit to existing BrightLogic laundry system
BRANDING	Available on request*
CABLE	6 core (10 metres)
MATERIAL	Cover and backplates: glass-filled polypropylene
ENCLOSURE	Cover and backplate: glass-filled polypropylene
APPROVALS	CE approved
DIMENSIONS (APPROX.)	Height: 100mm, Width 140mm, Depth: 30mm
WEIGHT (APPROX.)	0.3kg (including cable)



APPLICATION EXAMPLES

OPL FULL INSTALLATION EXAMPLE



OUR SERVICES

We have a range of services to support you, your business and your requirements.

DEDICATED ACCOUNT MANAGER

Your account manager is your dedicated point of contact and on-hand whenever you need.

BRANDING

We offer our customers the option to brand our products with their logo. We also offer own-labelling, with designs to suit your stock and product requirements. MOQ's apply - contact your Account Manager for details.

CHEMICAL COMPATIBILITY

All Brightwell Dispensers products undergo comprehensive chemical compatibility testing. For customers who would like to test specific chemicals, we offer free chemical testing to ensure that they are compatible with the chosen dispenser. (Minimum order quantities and terms and conditions apply.)

TECHNICAL PRODUCT TRAINING

Our training sessions cover everything from on-site training support, selling and maintaining the systems, to in-depth guidance on installation and programming our products.

QUALITY

Quality is our ethos. We are ISO 9001 certified which means our products are manufactured under strict quality standards to ensure the product meets the expectations of our customers.

DESIGN AND DEVELOPMENT

Our design team focuses on quality, innovation and sustainability in our designs so we can provide our customers the most efficient and versatile products.

WHERE TO FIND US





All information stated in this brochure is correct at time of printing and subject to change without notice.

BRIGHTWELL DISPENSERS LTD

Unit 1, Rich Industrial Estate, Avis Way, Newhaven, East Sussex, BN9 0DU, UK

T +44 (0)1273 513 566 **F** +44 (0)1273 516 134 **E** sales@brightwell.co.uk **W** brightwell.co.uk

Version 7
January 2020
M0204-UK