

**RECYCLING & WASTE MANAGEMENT
SOLUTIONS FOR EVERY FACILITY**

FOCUSING ON THE FUTURE OF WASTE MANAGEMENT AND COMMERCIAL RECYCLING

The world is facing an ongoing series of climate changes that threaten life at every level if we don't take action soon.

The Current State of Commercial Recycling

In 2020, we performed one of the largest continental commercial recycling studies ever conducted. A key insight from our research was that **European businesses rank recycling a top-3 issue**, but struggle to match recycling actions to their ambitions.

In response, we created loverecycling.com, with tools and guidance to help businesses narrow the action vs ambition gap, without dramatically increasing spending. We are committed to bringing recycling to the forefront of businesses intentions.



DOWNLOAD THE REPORT
[LOVERECYCLING.COM](https://loverecycling.com)

Working Together to Create A Better Future

All businesses create waste and the disparity between commercial and domestic waste production shows that businesses have a responsibility to do more.

Our portfolio contains a wide range of practical solutions that allow businesses to take control of their waste management processes. We are focused on the first three steps of the waste management flow, because this is where the impactful changes can be made.



Let's do this together

WHEN WE CONSIDER THE WASTE MANAGEMENT FLOW, WE SEE IT AS A FIVE-STEP PROCESS:



1 FRONT OF HOUSE

Staff, patron or customer deposits waste



2 BACK OF HOUSE

Staff deposit waste such as food



3 WASTE MOVEMENT

Waste from front and back of house is moved to collection points.



4 TRANSPORT

Collected waste is transported to a treatment facility



5 TREATMENT

Received waste is processed and either recycled or dumped

RECYCLING PRODUCT SOLUTIONS

We're committed to making products as durable as possible so that they meet the long-term demands of your business.

WASTE DISPOSAL

Where waste is created, it must also be collected. Our product solutions help to centralise the accumulation of waste.

1

FRONT OF HOUSE



Decorative Recycling

Modular, colour-coded solutions for collecting and recycling multiple waste streams at any facility.



Slim Jim Recycling Station



Configure

Step-on Containers

Sealed lid containers that isolate germs and odours with risk-reducing foot operation to reduce contamination touchpoints.



Slim Jim Step-On

2

BACK OF HOUSE



Slim Jim Containers

High capacity back-of-house containers that collect waste where it accumulates with a bag cinch system.



Slim Jim Vented



Slim Jim Undercounter

Waste Storage

Durable units designed to store waste from multiple points around a facility prior to being moved elsewhere.



Glutton



Mobile Rollouts



Brute

WASTE MANAGEMENT

Once waste has accumulated, it must be aggregated and moved to collection points ready to be taken off-site.

3

WASTE MOVEMENT



Transportation

Large volume, mobile containers that move collected waste from back of house storage to collection points for off-site processing.



Mega Brute



Cube Truck



Tilt Truck



FRONT OF HOUSE DISPOSAL

Front of house recycling requires a fine balance between functionality and aesthetics. Successfully splitting streams of waste requires clear and consistent signage to aid the end user. Units also need to fit their environment, blending in to become part of the furniture. Our front of house products have these key concepts embedded in their core.



CONFIGURE™

Configure is a highly adaptable recycling solution that fits the needs of any space and comfortably fits the aesthetics of high-end environments.

- ✓ Durable design that lasts even in high-traffic areas
- ✓ Simple, high-quality design with a galvanised steel finish
- ✓ Subtle body design blends into multiple workplace environments
- ✓ Multi-option coloured signage aligns with your recycling scheme





Front of House Disposal



SLIM JIM® RECYCLING STATIONS

Clear signage guides waste into the right receptacle to prevent the mixing of streams.

- ✓ Modular units create an organised recycling station
- ✓ Minimal footprint increases deployment potential
- ✓ Changeable lids provide waste appropriate openings
- ✓ Up to seven coloured lids to match your recycling scheme



SLIM JIM® STEP-ON

Hands-free operation of closed-lid waste containers maintains a clean and healthy environment by isolating germs, mitigating their spread.

- ✓ Multiple configurations for a wide range of workplace needs
- ✓ Discreet design suits multiple environments
- ✓ Quiet closing action minimises noise
- ✓ A range of colours to integrate with workplace aesthetics



BACK OF HOUSE DISPOSAL




Back of house recycling needs to collect multiple waste streams and concentrate them into a single area. Units need to be able to adapt to different capacity and deployment needs without reducing durability.



BRUTE® WASTE CONTAINERS

Keeping large amounts of waste sorted and secure before collection is essential. These durable and capacious bins provide a dependable waste management solution.

- ✓ High quality resin construction ensures robustness
- ✓ Large capacity reduces the need for multiple bins
- ✓ Trolley compatibility aids mobility
- ✓ Colouring options that can match your recycling scheme



SLIM JIM® VENTED

In dynamic back-of-house environments, sometimes waste solutions must fit into whatever space is available.

- ✓ Minimal unit footprint means more placement options
- ✓ Sturdy plastic fabrication provides long-term durability
- ✓ Multiple lid options to meet deployment situation needs
- ✓ Full body colouring that matches your in-house recycling scheme



Back of House Disposal



SLIM JIM® UNDER-COUNTER

The shortest distance between the point waste is generated and where it is collected improves efficiency and minimises contamination.

- ✓ Durable design provides a long-term solution
- ✓ Large angled opening creates under-counter usability
- ✓ Easy to transport, 49L model is trolley compatible
- ✓ Dynamic placement keeps environments clean and safe



GLUTTON®

A single location for collecting recycling waste reduces contamination issues and increases efficiency.

- ✓ Multi-compartment single unit that houses waste
- ✓ Sturdy plastic construction endures rugged environments
- ✓ Separated streams reduce cross-contamination
- ✓ Adaptable signage for different streams

MOBILE ROLLOUTS

As waste moves through a facility, transportation methods should minimise contamination of waste streams and the working environment.

- ✓ High capacity units increase efficiency
- ✓ Molded plastic bins endure constant use and busy environments
- ✓ Hinged lids remain closed during motion
- ✓ Coloured lids keep waste streams separated





WASTE MOVEMENT

Once a waste container is full, it needs to be moved so it can be picked up by waste collection services and taken for processing.

Strong durable products that are designed to work together, protect worker safety and reduce waste stream cross-contamination occurring.

Our waste movement products give you control over this final step before your waste is collected.



TILT TRUCK

Multiple wheel sizes on a Tilt Truck allow a greater level of control over the transportation of waste so that operatives and other back-of-house staff are kept safe.

- ✓ Open topped truck supports loads of up to 955kg
- ✓ Tough structure supports waste and endures long-term use
- ✓ Adaptable through accessories where discretion is required
- ✓ Tilting mechanism allows managed disposal into dumpsters





Waste Movement

MEGA BRUTE AND BRUTE MOBILE

The collection and aggregation of waste leads to concentration of waste in a single area. Using products designed to interact with each other, reduces waste stream contamination.

- ✓ Regular Brute and vented containers fit directly inside
- ✓ Multi directional guiding wheel allows full range of mobility
- ✓ Collects and deposits waste cleanly and efficiently
- ✓ Can be accessorised to provide greater discretion



CUBE TRUCK

Just as waste management has a sequence, the products that you use need to form a series so that when waste transitions from section to section, it happens as smoothly as possible.

- ✓ Receives, moves and deposits waste with ease
- ✓ High capacity, up to 600L, reduces transport frequency
- ✓ Mobile design allows easy transportation through multiple areas
- ✓ Durable design endures rugged waste and environments

PRODUCTS

FRONT OF HOUSE

SLIM JIM RANGE



WASTE CONTAINERS

| PRODUCT DESCRIPTION | CAPACITY | PACK SIZE | COLOUR | SKU |
|--|---|-----------|--|--|
| SLIM JIM 15L/4G RESIN FRONT STEP STEP-ON | 15L | 1 | <ul style="list-style-type: none"> ● BEIGE ● BLACK ● RED ○ WHITE | 1883455 1883608 1883563 1883554 |
| SLIM JIM 30L/8G RESIN END STEP STEP-ON | 30L | 1 | <ul style="list-style-type: none"> ● BEIGE ● BLACK ● RED | 1883457 1883610 1883565 |
| SLIM JIM 30L/8G RESIN FRONT STEP STEP-ON | 30L | 1 | <ul style="list-style-type: none"> ● BEIGE ● BLACK ● GREY ● RED ○ WHITE ● YELLOW | 1883456 1883609 1883600 1883564 1883555 1883573 |
| SLIM JIM 50L/13G FS RESIN STEP ON | 50L | 1 | ● BLUE | 1883593 |
| SLIM JIM 50L/13G RESIN END STEP STEP-ON | 50L | 1 | <ul style="list-style-type: none"> ● BEIGE ● BLACK | 1883459 1883612 |
| SLIM JIM 50L/13G RESIN FRONT STEP STEP-ON | 50L | 1 | <ul style="list-style-type: none"> ● BEIGE ● BLACK ● GREY ● RED ○ WHITE ● YELLOW | 1883458 1883611 1883602 1883566 183557 1883575 |
| SLIM JIM 68L/18G FS RESIN STEP ON | 68L | 1 | ● BLUE | 1883595 |
| SLIM JIM 68L/18G RESIN END STEP STEP-ON | 68L | 1 | <ul style="list-style-type: none"> ● BEIGE ● BLACK | 1883551 1883614 |
| SLIM JIM 68L/18G RESIN FRONT STEP STEP-ON | 68L | 1 | <ul style="list-style-type: none"> ● BEIGE ● BLACK ● GREY ● RED ○ WHITE ● YELLOW | 1883460 1883613 1883604 1883568 1883559 1883577 |
| SLIM JIM 90L/24G FS RESIN STEP ON | 90L | 1 | ● BLUE | 1883597 |
| SLIM JIM 90L/24G RESIN END STEP STEP-ON | 90L | 1 | <ul style="list-style-type: none"> ● BEIGE ● BLACK | 1883553 1883616 |
| SLIM JIM 90L/24G RESIN FRONT STEP STEP-ON | 90L | 1 | <ul style="list-style-type: none"> ● BEIGE ● BLACK ● GREY ● RED ○ WHITE ● YELLOW | 1883552 1883615 1883606 1883570 1883561 183579 |
| RIGID LINER FOR SLIM JIM RESIN FRONT STEP | 15L/4G 30L/8G 50L/13G 68L/18G 90L/24G | 1 | | 1883617 1883618 1883619 1883620 1883621 |
| DUAL LINER SET FOR SLIM JIM 90L/24G RESIN FRONT STEP | 90L | 1 | | 1883629 |

RECYCLING

| | | | | |
|---------------------------------------|--|---|--|---|
| SJRS Bundle 2 Stream | | 1 | <ul style="list-style-type: none"> ● BLACK/BLUE ● GREY/BLUE ● GREY/YELLOW ● BLACK/GREEN | 2057605 2057610 2057733 2129601 |
| SJRS Bundle 3 Stream | | 1 | <ul style="list-style-type: none"> ● BLACK/BLUE/YELLOW ● GREY/BLUE/YELLOW ● BLACK/BLUE/GREEN | 2057607 2057731 2057606 |
| SJRS Bundle 4 Stream | | 1 | <ul style="list-style-type: none"> ● BLACK/BLUE/YELLOW/BROWN ● BLACK/BLUE/YELLOW/GREEN ● GREY/BLUE/YELLOW/GREEN | 2057608 2057609 2057732 |
| SJRS STARTER KIT | | 1 | ● GREY | 2007913 |
| SJRS STREAM TOPPER - CLOSED LID | | 1 | <ul style="list-style-type: none"> ● BLUE ● RED ● YELLOW ● GREEN ● BLACK ● GREY ● BROWN | 2007888 2007192 2007200 2007884 2007892 2007896 2007900 |
| SJRS STREAM TOPPER - BOTTLES/CANS LID | | 1 | <ul style="list-style-type: none"> ● BLUE ● RED ● YELLOW ● GREEN ● BLACK ● GREY ● BROWN | 2007889 2007193 2007881 2007885 2007893 2007897 2007902 |

PRODUCTS

SLIM JIM RANGE CONTINUED



RECYCLING

| PRODUCT DESCRIPTION | LANGUAGE | PACK SIZE | COLOUR | SKU |
|---|--|-----------|--|---|
| SJRS STREAM TOPPER - PAPER SLOT LID | | 1 | <ul style="list-style-type: none"> RED YELLOW GREEN BLACK GREY BROWN | 2007194 2007882 2007886 2007894 2007898 2007903 |
| SJRS STREAM TOPPER - MIXED RCYCL LID | | 1 | <ul style="list-style-type: none"> BLUE RED YELLOW GREEN BLACK GREY BROWN | 2007891 2007195 2007883 2007887 2007895 2007899 2007904 |
| SJRS BILLBOARD | | 1 | <ul style="list-style-type: none"> BLUE RED YELLOW GREEN BLACK GREY BROWN | 2007909 2007905 2007907 2007908 2007910 2007911 2007912 |
| SJRS LABEL KIT (10x1 sticker of each recyclable type) - | ENGLISH FRENCH GERMAN DUTCH ITALIAN SPANISH | 1 | | 2057734 2057735 2057736 2057737 2057738 2057739 |
| HANDLE TOP | | 1 | GREY | FG268888LGREY |
| BOTTLE LID | | 1 | <ul style="list-style-type: none"> BROWN GREEN RED YELLOW | FG269288BRN FG269288GRN FG269288RED FG269288YEL |
| PAPER LID | | 1 | BLUE | FG270388BLUE |
| SWING LID | | 1 | <ul style="list-style-type: none"> BLACK BLUE GREY | FG267360BLA FG267360BLUE FG267360GREY |
| HINGE LID | | 1 | BLACK | FG267400BLA |
| COMMINGLE LID | | 1 | <ul style="list-style-type: none"> BLUE GREEN | 1788372 1788373 |
| TWO STREAM SLIM JIM STARTER PACK | | 1 | GREY | 1876489 |
| THREE STREAM SLIM JIM STARTER PACK | | 1 | GREY | 1876490 |
| SLIM JIM RECYCLING SIGNAGE | | 1 | | 1898335 |

BACK OF HOUSE

SLIM JIM RANGE



WASTE CONTAINERS

| PRODUCT DESCRIPTION | CAPACITY | PACK SIZE | COLOUR | SKU |
|---------------------------------------|----------|-----------|---|---|
| Slim Jim® Under-Counter Container 49L | 49L | 1 | <ul style="list-style-type: none"> GREY BLUE GREEN | 2026695 2026699 2026700 |
| Slim Jim® Under-Counter Container 87L | 87L | 1 | <ul style="list-style-type: none"> GREY BLUE GREEN | 2026721 2026725 2026726 |
| SLIM JIM® WITH VENTING CHANNELS 60L | 60L | 1 | <ul style="list-style-type: none"> GREY BLACK BEIGE BROWN BLUE GREEN | 1971258 1955959 1971259 1956181 1971257 1955960 |
| SLIM JIM® WITH VENTING CHANNELS 87 L | 87L | 1 | <ul style="list-style-type: none"> BEIGE BLACK GREY BLUE GREEN BROWN YELLOW RED | FG354060BEIG FG354060BLA FG354060GREY FG354007BLUE FG354007GRN 1956187 1956188 1956189 |
| SLIM JIM STAINLESS STEEL SINGLE DOLLY | | 1 | STAINLESS | 1968468 |
| SLIM JIM STAINLESS STEEL DOUBLE DOLLY | | 1 | STAINLESS | 1956191 |
| SLIM JIM STAINLESS STEEL TRIPLE DOLLY | | 1 | STAINLESS | 1956192 |
| POWDER COATED STEEL DOLLY | | 1 | | R050528 |
| SLIM JIM RESIN TRAINABLE DOLLY | | 1 | BLACK | 1980602 |

PRODUCTS

BACK OF HOUSE

WASTE MANAGEMENT



| | PRODUCT DESCRIPTION | CAPACITY | PACK SIZE | COLOUR | SKU |
|----------------|--|----------|-----------|--|---|
| BRUTE® | BRUTE® CONTAINER - 37.9L | 37.9L | 1 | <ul style="list-style-type: none"> ● GREY ○ WHITE | FG261000GRAY FG261000WHT |
| | BRUTE® CONTAINER - 75.7L | 75.7L | 1 | <ul style="list-style-type: none"> ● BLUE ● GREY ○ WHITE ● YELLOW ● BLUE ● DARK GREEN | FG262000BLUE FG262000GRAY FG262000WHT FG262000YEL FG262073BLUE FG262000DGRN |
| | BRUTE® CONTAINER - 121.1L | 121.1L | 1 | <ul style="list-style-type: none"> ● BLUE ● DARK GREEN ● GREY ● RED ○ WHITE ● YELLOW ● BLUE | FG263200BLUE FG263200DGRN FG263200GRAY FG263200RED FG263200WHT FG263200YEL FG263273BLUE |
| | BRUTE® CONTAINER WITH VENTING CHANNELS | 166.5L | 1 | <ul style="list-style-type: none"> ● BLACK ● GREY ● RED ● YELLOW | FG264360BLA FG264360GRAY FG264360RED FG264360YEL |
| | BRUTE® VENTED CONTAINER - 166.5L | 166.5L | 1 | ○ WHITE | 1779740 |
| | BRUTE® CONTAINER | 208.2L | 1 | ● GREY | FG265500GRAY |
| | BRUTE® QUIET DOLLY | | 1 | ● BLACK | FG264043BLA |
| | BRUTE® DOLLY | | 1 | ● BLACK | FG264000BLA |
| | TANDEM BRUTE® DOLLY | | 1 | ● BLACK | FG264600BLA |
| | UNIVERSAL DOLLY | | 1 | ● BLACK | FG265000BLA |
| | BRUTE® SQUARE DOLLY | | 1 | ● BLACK | FG353000BLA |
| | SNAP-ON LID | | 1 | <ul style="list-style-type: none"> ● GREY ○ WHITE | FG260900GRAY FG260900WHT |
| | BRUTE® LID | | 1 | ● BLACK | FG261960BLA |
| | BRUTE LID FOR 75.5L CONTAINER | | 1 | ● DARK GREEN | FG261960DGRN |
| | BRUTE® LID FOR 121.1L CONTAINER | | 1 | <ul style="list-style-type: none"> ● GREY ○ WHITE ● YELLOW ● DARK GREEN | FG261960GRAY FG261960WHT FG261960YEL 1779731 FG263100DGRN |
| | SNAP-ON LID | | 1 | <ul style="list-style-type: none"> ● GREY ● RED ● BLUE ○ WHITE ● YELLOW ● GREY | FG263100GRAY FG263100RED FG263100BLUE FG263100WHT FG263100YEL FG265400GRAY |
| | BRUTE® LID FITS | | 1 | <ul style="list-style-type: none"> ● BLACK ● GREY ○ WHITE | FG264560BLA FG264560GRAY FG264560WHT |
| | FUNNEL TOP | | 1 | ● GREY | FG354300GRAY |
| | DOME TOP | | 1 | ● RED | FG263788RED |
| MOBILE ROLLOUT | MOBILE CONTAINER BASE | | 1 | | R002218 |
| | MOBILE CONTAINER LID | | 1 | <ul style="list-style-type: none"> ● YELLOW ● GREEN ● BLUE ● RED ● BLACK ● BEIGE | R002219 R002222 R002223 R039246 R039245 R002220 |
| GLUTTON | GLUTTON® RECYCLING STATION | | 1 | ● BLUE | 1792372 |

PRODUCTS

WASTE MOVEMENT

WASTE TRANSPORTATION



| | PRODUCT DESCRIPTION | CAPACITY | PACK SIZE | COLOUR | SKU |
|------------|--|---|-----------|---|---|
| MEGA BRUTE | MEGA BRUTE | | 1 | ● BLACK | FG9W7300BLA |
| | MEGA BRUTE® MOBILE WASTE COLLECTOR LID | | 1 | ● BLACK | FG9W7200BLA |
| TILT TRUCK | TILT TRUCK - STANDARD DUTY | 0.4M ³ 0.6M ³ 0.8M ³ | 1 | ● BLACK | FG9T1300BLA FG101100BLA FG9T1500BLA |
| | TILT TRUCK - HEAVY DUTY | 0.4M ³ 0.6M ³ 0.8M ³ | 1 | ● BLACK | FG9T1400BLA FG101300BLA FG9T1600BLA |
| | TILT TRUCK LID | 0.4M ³ 0.6M ³ 0.8M ³ | 1 | ● BLACK | FG9T2200BLA FG102800BLA FG9T2300BLA |
| CUBE TRUCK | CUBE TRUCK | 0.2M ³ 0.2M ³ 0.3M ³ 0.3M ³ 0.4M ³ 0.4M ³ 0.5 M ³ 0.5 M ³ 0.6M ³ | 1 | ● BLACK ○ WHITE ● BLACK ○ WHITE ● BLACK ○ WHITE ● BLACK ○ WHITE ● BLACK | FG460800BLA FG460800WHT FG461200BLA FG461200WHT FG461400BLA FG461400WHT FG461600BLA FG461600WHT FG461900BLA |
| | CUBE TRUCK LID | 0.2M ³ 0.3M ³ 0.4M ³ 0.5 M ³ | 1 | ● BLACK | FG460900BLA FG461300BLA FG461500BLA FG461700BLA |
| | SPRING PLATFORM CUBE TRUCK | 0.4M ³ 0.6M ³ | 1 | ● BLACK | FG461100BLA FG461800BLA |
| | | | | | |



loverecycling.com



Let's do this together

To find out more, please visit rubbermaid.eu
or email us at RCPEnquiries@newellco.com